

# VIDEO INTERCOM / ACCESS CONTROL / ALARM

## PRODUCTS AND SOLUTIONS

---



# CONTENT



## 01

---

### **VIDEO INTERCOM** 03-33

#### □ PRODUCTS

- IP Systems
- Analog Apartment Systems
- KIT
- Accessories
- Software & Management Devices
- Emergency Phone Terminals

#### □ SOLUTIONS

- Villa Solution
- Small Apartment Solution
- Big Apartment Solution
- Emergency Alarm Solution

## 02

---

### **ACCESS CONTROL** 34-54

#### □ PRODUCTS

- Contactless Recognition Terminal
- Multi-door Controller System
- Reader
- Standalone Terminal
- Time Attendance Terminals
- Entrance Turnstile
- Accessories

#### □ SOLUTIONS

- Contactless Terminal Solution
- Access Control Solution Layout
- Time Attendance Layout
- Software

## 03

---

### **ALARM** 55-63

#### □ WIRED SYSTEM

- Products
- Solutions

#### □ WIRELESS SYSTEM

- Products
- Solutions

# VIDEO INTERCOM




# VIDEO INTERCOM

## IP Apartment Door Stations







- 2.0MP CMOS camera
- OLED, STN, OLED screen
- Night vision
- Echo cancellation
- Voice indicator
- Video & audio messaging



### IP Apartment Door Stations

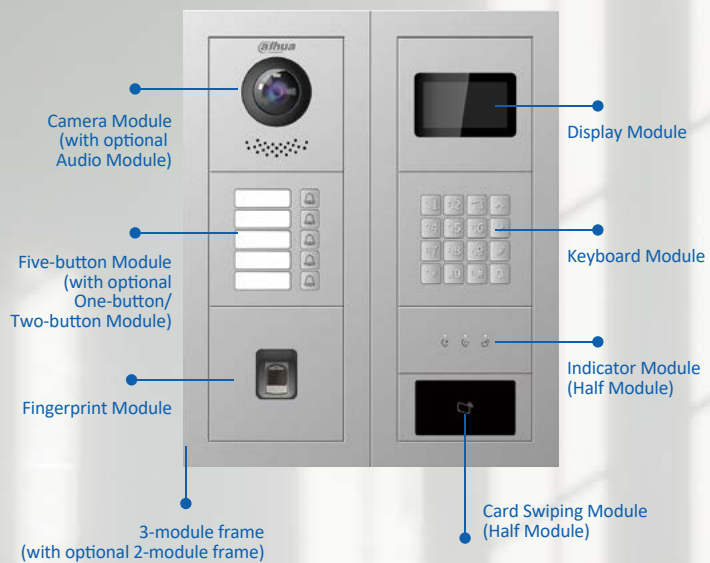
	Apartment Door Stations		
	VTO9541D-S2	VTO7541G-S2	VTO7521G-S2
Model	 AI	 AI	
Image Sensor	1/2.8" 2MP CMOS	1/2.8" 2MP CMOS	1/2.8" 2MP CMOS
Lens	4mm	4mm	4mm
Angle of View	H: 94.16°, V: 49.57°, D: 113.65°	H: 88°, V: 47°, D: 105°	H: 88°, V: 47°, D: 105°
Day/Night	Color Image	Color Image	Color Image
Screen	10" LCD screen	8" IPS 800x1280	8" IPS 800x1280
Reader	Mifare Card Fingerprint Face Recognition	Mifare Card Fingerprint Face Recognition	Mifare Card
Proximity Sensor	Motion Detection	Motion Detection	Motion Detection
Keypad	Touch Screen	Touch Screen	Touch Screen
Door Control	1 Relay Out 1 RS485 1 Feedback 1 Exit Button	1 Relay Out 1 RS485 1 Feedback 1 Exit Button	1 Relay Out 1 RS485 1 Feedback 1 Exit Button
Ingress Protection	IP65, IK07	IP66, IK07	IP66, IK07
Tamper Switches	1	1	1
Ethernet	10M/100/1000Mbps	10M/100/1000Mbps	10M/100/1000Mbps
Installation	Flush	Surface & Flush	Surface & Flush
Material	Tempered Glass Aluminum	Tempered Glass Aluminum	Tempered Glass Aluminum
Working Temperature	-30°C~+60°C (-22°F~+140°F)	-20°C~+60°C (-4°F~+140°F)	-20°C~+60°C (-4°F~+140°F)
Power Supply	DC12V/2A, Max 18W	DC12V/2A, Max 24W	DC12V/2A, Max 24W

## IP Apartment Door Stations




Apartment Door Stations						
Model	VTO6521F	VTO6521K	VTO6541H	VTO6531H	VTO6521H / VTO6521H-D	VTO6221E-P
						
Image Sensor	1/2.7" 2MP CMOS	1/2.8 2MP CMOS	1/2.7" 2MP CMOS	1/2.7" 2MP CMOS	1/2.7" 2MP CMOS	1/2.9" 2MP CMOS
Lens	2.8mm	4.0mm	4.0mm	4.0mm	2.8mm	2.0mm
Angle of View	H: 113.79°, V: 61.5°, D: 134.45°	H: 86.4°; V: 46.2°; D: 100.6°	H: 87.42°, V: 46.48°, D: 104.13°	H: 87.42°, V: 46.48°, D: 104.13°	H: 113.79°, V: 61.5°, D: 134.45°	H: 138°, V: 78°, D: 158°
Day/Night	Color Image	Color Image	Color Image	Color Image	Color Image	Color Image
Screen	4.3" IPS screen	4.3" LCD	4.3" IPS screen	4.3" IPS screen	4.3" IPS screen	2.3" OLED
Reader	Mifare Card	Mifare Card	Face Recognition Fingerprint Mifare Card	Face Recognition Mifare Card	Mifare Card (VTO6521H) ID Card (VTO6521H-D)	Mifare Card
Proximity Sensor	Motion Detection	Motion Detection	Motion Detection	Motion Detection	Motion Detection	—
Keypad	Mechanical Button with Braille	Mechanical Button	Touchpad	Touchpad	Touchpad	Mechanical Button with Braille
Door Control	1 Relay Out 1 RS485 1 Feedback 1 Exit Button	1 Relay Out 1 RS485 1 Feedback 1 Exit Button	1 Relay Out 1 RS485 1 Feedback 1 Exit Button	1 Relay Out 1 RS485 1 Feedback 1 Exit Button	1 Relay Out 1 RS485 1 Feedback 1 Exit Button	1 Relay Out 1 RS485 1 Feedback 1 Exit Button
Ingress Protection	IP65, IK07	IP65, IK08	IP65	IP65	IP65	IP65, IK08
Tamper Switches	1	1	1	1	1	1
Ethernet	10M/100Mbps	10M/100Mbps	10M/100Mbps	10M/100Mbps	10M/100Mbps	10M/100Mbps
Installation	Surface & Flush	Surface & Flush	Surface & Flush	Surface & Flush	Surface & Flush	Surface & Flush
Material	Aluminum alloy	316 Stainless Steel	PC+ABS	PC+ABS	PC+ABS	Aluminum
Working Temperature	-30°C~+60°C (-22°F~+140°F)	-30°C~+60°C (-22°F~+140°F)	-30°C~+60°C (-22°F~+140°F)	-30°C~+60°C (-22°F~+140°F)	-30°C~+60°C (-22°F~+140°F)	-40°C~+60°C (-40°F~+140°F)
Power Supply	DC12V/2A, Max 18W	DC12V/2A, Max 10W	DC12V/2A, Max 18W	DC12V/2A, Max 18W	DC12V/2A, Max 18W	DC12V/2A, PoE (802.3af), Max 7W

# IP Modular Door Station

- 2.0MP CMOS camera
- Large field of view
- Night vision
- Voice indicator
- Echo cancellation
- Modular design  
(9 modules max, VTO4202F(FB)-P-S2 needed)



# VIDEO INTERCOM

IP Modular Door Station			
	Modular Door Station		
	VTO4202F (FB)-P-S2	VTO4202F (FB)-MB1	VTO4202F (FB)-MB2
Model			
Image Sensor	1/2.5" 2MP CMOS	—	—
Lens	1.9 mm	—	—
Angle of View	H: 168.6°, V: 87.1°, D: 176.7°	—	—
Day/Night	ICR	—	—
Screen	—	—	—
Reader	—	—	—
Keypad	—	Mechanical Button	Mechanical Button
Indicator Light	—	—	—
Door Control	1 Relay Out 1 RS485 1 Feedback 1 Exit Button	—	—
Ingress Protection	—	IP65, IK07	IP65, IK07
Tamper Switches	1	—	—
Ethernet	10M/100M Network Port	—	—
Installation	Surface & Flush	Surface & Flush	Surface & Flush
Material	Alumimum	Alumimum	Alumimum
Working Temperature	-30°C~+60°C (-22°F~+140°F)	-20°C~+60°C (-4°F~+140°F)	-20°C~+60°C (-4°F~+140°F)
Power Supply	DC 48V, PoE (802.3af), Max 12W	DC 5V/1W (Powered by main modules)	DC 5V/1W (Powered by main modules)

## IP Modular Door Station

	Modular Door Station							
	VTO4202F (FB)-MB5	VTO4202F (FB)-MS	VTO4202F (FB)-MF	VTO4202F (FB)-MK	VTO4202F (FB)-ML	VTO4202F (FB)-MR	VTO4202F (FB)-MR1	VTO4202F (FB)-MN
Model								
Image Sensor	—	—	—	—	—	—	—	—
Lens	—	—	—	—	—	—	—	—
Angle of View	—	—	—	—	—	—	—	—
Day/Night	—	—	—	—	—	—	—	—
Screen	—	3.0" STN	—	—	—	—	—	—
Reader	—	—	Fingerprint	—	—	Mifare Card	ID Card	—
Keypad	Mechanical Button	—	—	Mechanical Button with Braille	—	—	—	—
Indicator Light	—	—	—	—	Calling/Answer/Unlock	—	—	—
Door Control	—	—	—	—	—	—	—	—
Ingress Protection	IP65, IK07	IP65, IK07	IP65, IK07	IP65, IK07	IP65, IK07	IP65, IK07	—	IP65, IK07
Tamper Switches	—	—	—	—	—	—	—	—
Ethernet	—	—	—	—	—	—	—	—
Installation	Surface & Flush	Surface & Flush	Surface & Flush	Surface & Flush	Surface & Flush	Surface & Flush	Surface & Flush	Surface & Flush
Material	Alumimum	Alumimum	Alumimum	Alumimum	Alumimum	Alumimum	Aluminum	Alumimum
Working Temperature	-20°C~+60°C (-4°F~+140°F)	-20°C~+60°C (-4°F~+140°F)	-20°C~+60°C (-4°F~+140°F)	-20°C~+60°C (-4°F~+140°F)	-20°C~+60°C (-4°F~+140°F)	-20°C~+60°C (-4°F~+140°F)	-30°C~+60°C (-22°F~+141°F)	-20°C~+60°C (-4°F~+140°F)
Power Supply	DC 5V/1W (Powered by main modules)							

# VIDEO INTERCOM

## IP Villa Door Stations

- 1.3/2.0MP CMOS camera
- Night vision
- Voice indicator
- Group calls
- Video & audio messaging
- Remote intercom with mobile app











### IP Villa Door Stations

	Villa Door Stations				
Model	VTO3221E-P	VTO3311Q-WP	VTO3312Q-P	VTO3211D-P1/P2/P4-S2	VTO2202F-P-S2
Image Sensor	1/2.9" 2MP CMOS	1/2.8" 2MP CMOS	1/2.8" 2MP CMOS	1/2.8" 2MP CMOS	1/2.5" 2MP CMOS
Lens	2mm	2.2mm	2.2mm	2mm	1.9 mm
Angle of View	H: 138°, V: 78°, D: 158°	H: 125°, V: 65°, D: 139°	H: 125°, V: 65°, D: 139°	H: 129°, V: 74°, D: 147°	H: 168.6°, V: 87.1°, D: 176.7°
Day/Night	Color Image	Color Image	Color Image	ICR	ICR
Indicator Light	Calling Answer Unlock	Calling Answer Unlock	Calling Answer Unlock	Calling Answer Unlock	Calling Answer Unlock
Reader	Mifare Card	Mifare Card	Mifare Card	Mifare Card	—
Wi-Fi	—	Supported	—	—	—
Keypad	Mechanical Button with Braille	Mechanical Button	Mechanical Button	Mechanical Button	Mechanical Button
Door Control	1 Relay Out 1 RS485 1 Feedback 1 Exit Button	1 Relay Out 1 RS485 1 Feedback 1 Exit Butto	1 Relay Out 1 RS485 1 Feedback 1 Exit Butto	1 Relay Out 1 RS485 1 Feedback 1 Exit Button	1 Relay Out 1 RS485 1 Feedback 1 Exit Button
Ingress Protection	IP65, IK08	IP65, IK08	IP65, IK08	IP65, IK08	IP65, IK07
Tamper Switches	1	1	1	1	1
Ethernet	10M/100Mbps	10M/100Mbps	10M/100Mbps	10M/100Mbps	10M/100M Network Port
Installation	Surface & Flush	Surface	Surface	Surface	Surface & Flush
Material	Aluminum	Alluminum Alloy	Alluminum Alloy	Aluminum	Aluminum
Working Temperature	-40°C~+60°C (-40°F~+140°F)	-40°C~+60°C (-40°F~+140°F)	-40°C~+60°C (-40°F~+140°F)	-30°C~+60°C (-22°F~+140°F)	-30°C~+60°C (-22°F~+140°F)
Power Supply	12 VDC, Standard PoE, Max 7W	12 VDC, Standard PoE, Max 6W	48 VDC, Standard PoE, Max 6W, 2-wire	12 VDC, Standard PoE, Max 7W	48 VDC, Standard PoE, Max 12W, 2-wire



## IP Villa Door Stations



Villa Door Stations								
Model	VTO2201F-P	VTO2101E-P-S2	VTO2211G-WP	VTO2311R-WP	VTO2211G-P	VTO2301R-P	VTO2111D-P-S2	VTO1301R-W
								
Image Sensor	1/2.9" 2MP CMOS	1/2.7" 2MP CMOS	1/2.8" 2MP CMOS	1/2.8" 2MP CMOS	1/2.8" 2MP CMOS	1/2.8" 2MP CMOS	1/4" 1MP CMOS	1/2.8" 2MP CMOS
Lens	2.0 mm	2.8mm	2.1mm	2.2mm	2.1mm	2.2mm	2.1mm	2.2mm
Angle of View	H: 138.6°; V: 79.6; D:159°	H: 77°, V: 55°, D: 100°	H: 125°, V: 72°, D: 142°	H: 110°, V: 62°, D: 133°	H: 125°, V: 72°, D: 142°	H: 110°, V: 62°, D: 133°	H: 107°, V: 61°, D: 122°	H: 110°, V: 62°, D: 133°
Day/Night	ICR	ICR	ICR	Color Image	ICR	Color Image	ICR	Color Image
Indicator Light	Calling Answer Unlock	—	—	—	Calling Answer Unlock	—	Calling	—
Reader	—	—	Mifare Card	Mifare Card	Mifare Card	—	Mifare Card	Mifare Card
Wi-Fi	—	—	Supported	Supported	—	—	—	Supported
Keypad	Mechanical Button	Mechanical Button	Mechanical Button	Mechanical Button	Mechanical Button	Mechanical Button	Mechanical Button	Mechanical Button
Door Control	1 Relay Out 1 RS485 1 Feedback 1 Exit Button	1 Relay out 1 RS485	1 Relay Out 1 RS485 1 Feedback 1 Exit Button	1 Relay Out 1 RS485 1 Feedback 1 Exit Button	1 Relay Out 1 RS485 1 Feedback 1 Exit Button	1 Relay Out 1 RS485 1 Feedback 1 Exit Button	1 Relay Out 1 RS485 1 Feedback 1 Exit Button	1 Relay Out 1 RS485 1 Feedback 1 Exit Button
Ingress Protection	IP65, IK07	IP65, IK10	IP65	IP65	IP65	IP65	IP65	IP65
Tamper Switches	1	1	1	1	1	1	1	1
Ethernet	10M/100Mbps	10M/100Mbps	10M/100Mbps	10M/100Mbps	10M/100Mbps	10M/100Mbps	10M/100Mbps	—
Installation	Surface & Flush	Surface	Surface	Surface	Surface Mount	Surface	Surface	Surface
Material	Aluminum	Front Panel: Zinc alloy Rear Panel: Aluminum alloy Holder: Aluminum alloy	PC+Acrylic	PC+ABS	PC+Acrylic	PC+ABS	Plastic	PC+ABS
Working Temperature	-30°C~+60°C (-22°F~+140°F)	-30°C~+60°C (-22°F~+140°F)	-30°C~+60°C (-22°F~+140°F)	-30°C~+60°C (-22°F~+140°F)	-30°C~+60°C (-22°F~+140°F)	-30°C~+60°C (-22°F~+140°F)	-30°C~+60°C (-22°F~+140°F)	-30°C~+55°C (-30°F ~+131°F)
Power Supply	12 VDC, Standard PoE, Max 6W	12 VDC, Standard PoE, Max 7W	12 VDC 1A, Standard PoE, Max 7W	12 VDC 1A, Standard PoE	12 VDC 1A, Standard PoE, Max 7W	12 VDC 1A, Standard PoE	12 VDC, Standard PoE, Max 5W	12 VDC 1A

# VIDEO INTERCOM



## IP 2nd-confirm Door Stations

- 1MP/2MP CMOS camera
- Night vision
- Voice indicator
- Video & audio intercom
- Standard PoE

IP 2nd-confirm Door Stations		
	2nd-confirm Door Stations	
	VTO1201G-P	VTO1101D-P
Model		
Image Sensor	1/2.8" 2MP CMOS	1/4" 1MP CMOS
Lens	2.1mm	2.1mm
Angle of View	H: 125°, V: 72°, D: 142°	H: 107°, V: 61°, D: 122°
Day/Night	ICR	ICR
Screen	—	—
Reader	—	—
Proximity Sensor	—	Motion Detection
Keypad	Mechanical Button	Mechanical Button
Door Control	—	—
Ingress Protection	IP65	IP65
Tamper Switches	1	1
Ethernet	10M/100Mbps	10M/100Mbps
Installation	Surface Mount	Surface Mount
Material	PC+Acrylic	PC+Acrylic
Working Temperature	-30°C~+60°C (-22°F~+140°F)	-30°C~+60°C (-22°F~+140°F)
Power Supply	DC 12V/1A, PoE, Max 7W	DC 12V/1A, PoE, Max 5W

## IP Indoor Monitors

- Color TFT LCD screen
- IPC surveillance
- Alarm integration
- Record and snapshot
- Emergency call
- Excellent design










### IP Indoor Monitors







	Indoor Monitors				
	VTH8A41KMS-W	VTH8641KMS-WP	VTH8A21KMS-CW	VTH8A21KMS-W	VTH8621KMS-WP
Model					
LCD Screen	10" TFT 1024x600 Capacitive	10" TFT 1024x600 Capacitive	7" TFT 1024x600 Capacitive	7" TFT 1024x600 Capacitive	7" TFT 1024x600 Capacitive
System	Android	Linux	Android	Android	Linux
Button Type	—	—	—	—	—
Wi-Fi	Supported	Supported	Supported	Supported	Supported
RS485	—	1	—	—	1
Alarm In/Out	6/1	6/1	6/1	6/1	6/1
Memory Slot	Micro SD, Max 64GB	Micro SD, Max 64GB	Micro SD, Max 64GB	Micro SD, Max 64GB	Micro SD, Max 64GB
Ethernet	10/150 Mbps Ethernet	10 /100Mbps Ethernet	10/150 Mbps Ethernet	10/150 Mbps Ethernet	10 /100Mbps Ethernet
Installation	Surface	Surface	Surface	Surface	Surface
Material	Metal+Plastic	Metal	Metal+Plastic	Metal+Plastic	Metal
Working Temperature	-10°C~+55°C (+14°F~+131°F)	-10°C~+55°C (+14°F~+131°F)	-10°C~+55°C (+14°F~+131°F)	-10°C~+55°C (+14°F~+131°F)	-10°C~+55°C (+14°F~+131°F)
Power Supply	12-24 VDC, Standard PoE, Max 6W	12 VDC, Standard PoE, Max 7W	12-24 VDC, Standard PoE, Max 6W	12-24 VDC, Standard PoE, Max 6W	12 VDC, Standard PoE, Max 7W

# VIDEO INTERCOM

## IP Indoor Monitors

	Indoor Monitors						
	VTH5422HW (B)	VTH5421HW-W	VTH5421HW (B)	VTH1550CH-S2	VTH5421E (W)-H	VTH2421FW-P VTH2421FB-P	VTH2421FW/FB
Model							
LCD Screen	7" TFT 1024×600 Capacitive	7" TFT 1024×600 Capacitive	7" TFT 1024×600 Capacitive	7" TFT 800×480 Capacitive	7" TFT 1024×600 Capacitive	7" TFT 1024×600 Capacitive	7" TFT 1024×600 Capacitive
System	Linux	Linux	Linux	Linux	Linux	Linux	Linux
Button Type	—	—	—	Touch	—	—	—
Wi-Fi	—	Supported	—	—	—	—	—
RS485	1	1	1	1	1	—	—
Alarm In/Out	6/1	6/1	6/1	6/1	6/1	6/1	6/1
Memory Slot	Micro SD, Max 64GB	Micro SD, Max 64GB	Micro SD, Max 64GB	Micro SD, Max 32GB	Micro SD, Max 32GB	Embedded 8GB	—
Ethernet	10 /100Mbps Ethernet	10 /100Mbps Ethernet	10Mbps/100Mbps	10M/100Mbps	10M/100Mbps	10M/100Mbps	10M/100Mbps
Installation	Surface	Surface	Surface	Surface	Surface, Desktop	Surface, Desktop	Surface, Desktop
Material	Plastic	Plastic	PC+ABS	Plastic	Plastic	Plastic	Plastic
Working Temperature	-10°C~+55°C (+14°F~+131°F)	-10°C~+55°C (+14°F~+131°F)	-10°C~+55°C (+14°F~+131°F)	-10°C~+55°C (+14°F~+131°F)	-10°C~+55°C (+14°F~+131°F)	-10°C~+55°C (+14°F~+131°F)	-10°C~+55°C (+14°F~+131°F)
Power Supply	48 VDC 1.25A, Standard PoE, Max 6W	12 VDC, Standard PoE, Max 6W	12 VDC 1A, Standard PoE	12 VDC, Max 7W	12 VDC, Standard PoE, Max 5W	12 VDC, Standard PoE, Max 6W	12 VDC, Max 7W

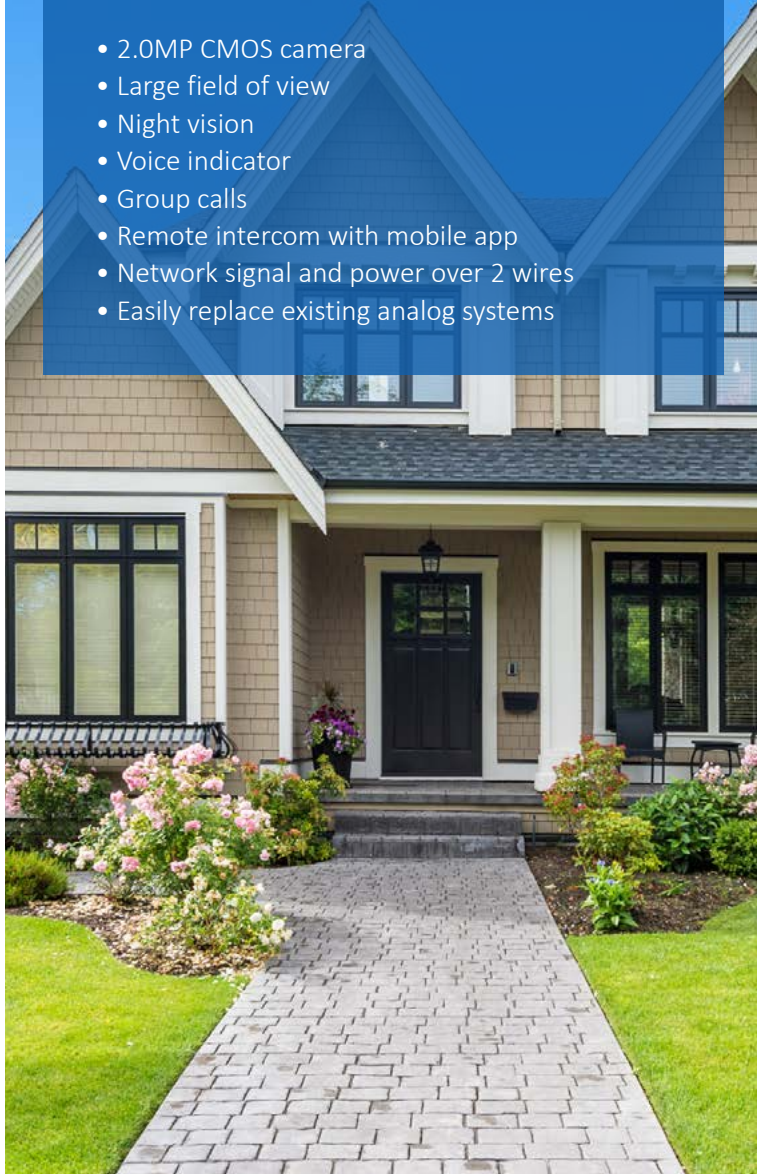
## IP Indoor Monitors




Indoor Monitors						
Model	VTH5341G-W	VTH5441G	VTH5321GB (W)-W	VTH2621G (W)-WP	VTH2621G (W)-P	VTH2611L-WP
						
LCD Screen	10" TFT 1024x600 Capacitive	10" TFT 1024x600 Capacitive	7" TFT 1024x600 Capacitive	7" TFT 1024x600 Capacitive	7" TFT 1024x600 Capacitive	4.3" TFT 480x272 Capacitive
System	Android	Linux	Android	Linux	Linux	Linux
Button Type	—	—	—	—	—	—
Wi-Fi	Supported	—	Supported	Supported	—	Supported
RS485	1	—	1	1	1	—
Alarm In/Out	8/1	6/1	8/1	6/1	6/1	4/1
Memory Slot	Micro SD, Max 256GB	Embedded 8GB	Micro SD, Max 256GB	Micro SD, Max 64GB	Micro SD, Max 64GB	—
Ethernet	10M/100Mbps	10M/100Mbps	10M/100Mbps	10 /100Mbps Ethernet	10 /100Mbps Ethernet	10/100 Mbps Ethernet
Installation	Surface	Surface	Surface	Surface	Surface	Surface
Material	Plastic	Plastic	PC+ABS	Plastic	Plastic	ABS
Working Temperature	-10°C~+55°C (+14°F~+131°F)	-10°C~+55°C (+14°F~+131°F)	-10°C~+55°C (+14°F~+131°F)	-10°C~+55°C (+14°F~+131°F)	-10°C~+55°C (+14°F~+131°F)	-10°C~+55°C (+14°F~+131°F)
Power Supply	12 VDC, Standard PoE, Max 7W	12 VDC, Standard PoE, Max 7W	12 VDC, Standard PoE, Max 7W	12 VDC 1A, Standard PoE, Max 6W	12 VDC 1A, Standard PoE, Max 6W	12 VDC, Standard PoE, Max 6W

# VIDEO INTERCOM





## 2-wire IP Systems

- 2.0MP CMOS camera
- Large field of view
- Night vision
- Voice indicator
- Group calls
- Remote intercom with mobile app
- Network signal and power over 2 wires
- Easily replace existing analog systems



2-wire Villa Door Stations		2-wire Modular Door Station		
	Villa Door Stations			Villa Door Station
	VTO3312Q-P	VTO2202F-P-S2		VTO4202F-P-S2
Model			Model	
Image Sensor	1/2.8" 2MP CMOS	1/2.5" 2MP CMOS	Image Sensor	1/2.5" 2MP CMOS
Lens	2.2mm	1.9 mm	Lens	1.9 mm
Angle of View	H: 125°, V: 65°, D: 139°	H: 168.6°; V: 87.1°; D: 176.7°	Angle of View	H: 168.6°, V: 87.1°, D: 176.7°
Day/Night	Color Image	ICR	Day/Night	ICR
Indicator Light	Calling Answer Unlock	Calling Answer Unlock	Indicator Light	—
Reader	Mifare Card	—	Reader	—
Keypad	Mechanical Button	Mechanical Button	Keypad	—
Door Control	1 Relay Out 1 RS485 1 Feedback 1 Exit Butto	1 Relay Out 1 RS485 1 Feedback 1 Exit Button	Door Control	1 Relay Out 1 RS485 1 Feedback 1 Exit Button
Ingress Protection	IP65, IK08	IP65, IK07	Ingress Protection	IP65, IK07
Tamper Switches	1	1	Tamper Switches	—
2-wire	Supported	Supported	2-wire	Supported
Ethernet	10M/100Mbps	10M/100Mbps	Ethernet	10M/100M Network Port
Installation	Surface	Surface & Flush	Installation	Surface & Flush
Material	Alluminum alloy	Aluminum	Material	Aluminum
Working Temperature	-40°C~+60°C (-40°F~+140°F)	-30°C~+60°C (-22°F~+140°F)	Working Temperature	-30°C~+60°C (-22°F~+140°F)
Power Supply	48 VDC, Standard PoE, Max 6W, 2-wire	12 VDC, Standard PoE, Max 12W, 2-wire	Power Supply	48 VDC, Standard PoE, Max 12W, 2-wire

## 2-wire Indoor Monitors

	Indoor Monitors				
	VTH8642KMS-W	VTH8622KMS-W	VTH5422HW (B)-W	VTH5422HW (B)	VTH2622G (W)-W
Model					
LCD Screen	10" TFT 1024x600 Capacitive	7" TFT 1024x600 Capacitive	7" TFT 1024x600 Capacitive	7" TFT 1024x600 Capacitive	7" TFT 1024x600 Capacitive
System	Linux	Linux	Linux	Linux	Linux
Button Type	—	—	—	—	—
Wi-Fi	Supported	Supported	Supported	—	Supported
RS485	1	1	1	1	1
Alarm In/Out	6/1	6/1	6/1	6/1	6/1
Memory Slot	Micro SD, Max 64GB	Micro SD, Max 64GB	Micro SD, Max 64GB	Micro SD, Max 64GB	Micro SD, Max 64GB
Ethernet	10 /100 Mbps Ethernet	10 /100 Mbps Ethernet	10 /100 Mbps Ethernet	10 /100 Mbps Ethernet	10 /100 Mbps Ethernet
Installation	Surface	Surface	Surface	Surface	Surface
Material	Metal	Metal	Plastic	Plastic	Plastic
Working Temperature	-10°C~+55°C (+14°F~+131°F)	-10°C~+55°C (+14°F~+131°F)	-10°C~+55°C (+14°F~+131°F)	-10°C~+55°C (+14°F~+131°F)	-10°C~+55°C (+14°F~+131°F)
Power Supply	DC 48V 1.25A, 2-wire Max 7W	DC 48V 1.25A, 2-wire Max 7W	DC 48V 1.25A, 2-wire Max 6W	DC 48V 1.25A, Standard PoE Max 6W	DC 48V 1.25A, 2-wire Max 6W




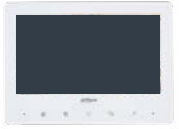
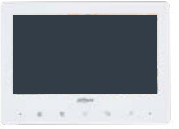
# VIDEO INTERCOM

## Analog Villa System

- 1.3MP CMOS camera
- Night vision
- Echo cancellation
- Easy installation
- Plug & Play
- Color TFT screen



### Analog Villa System

	Villa Door Stations			Villa Indoor Monitors		
	VTO1000J	VTO1000JM		VTH1010J	VTH1020J	VTH1020J-T
Model			Model			
Image Sensor	1/4" 1.3MP CMOS	1/4" 1.3 MP CMOS	LCD Screen	4.3" TFT 480x272	7" TFT 1024x600	7" TFT 1024x600
Lens	2.8mm	3.3mm	Button Type	Touch Button	Touch Button	Touch Button
Angle of View	H: 70°, V: 40°, D: 82	H: 70°, V: 40°	Alarm In/Out	—	—	—
Day/Night	ICR	ICR	Installation	Surface	Surface	Surface
Reader	—	—	Snapshot	—	—	Supported
Keypad	Mechanical Button	Mechanical Button	Material	ABS	PC + ABS	PC+ABS
Door Control	1 Relay Out 1 Exit Button	1 Relay Out 1 Exit Button	Working Temperature	-10°C to +55°C (+14°F to +131°F)	-10°C~+55°C (+14°F~+131°F)	-10°C to +55°C (+14°F to +131°F)
Ingress Protection	IP66	IP66, IK07	Power Supply	DC 12V/1A, MAX 5W	DC 12V/2A, MAX 5W	DC 12V/2A, MAX 5W
Tamper Switches	—	—				
Installation	Surface	Surface				
Material	PC + ABS	ADC12				
Working Temperature	-30°C~+50°C (-22°F~+122°F)	-30°C to +60°C (-22°F to +140°F)				
Power Supply	DC12V, Max 3W	Powered by Indoor Monitor				



# VIDEO INTERCOM

## KIT

- New package style, new experience
- Multiple combinations to meet diverse requirements
- Complete accessories, easy installation and operation
- Quick configuration
- Cost-effective



IP				
KTP01L				
IP				
KTP02				
IP				
KTP03				
IP				
KTP04				
Analog				
KTA02				
Analog				
KTA02M				
Analog				
KTA03				
Analog				
KTA03M				
Analog				
KTA04				

# VIDEO INTERCOM

## KIT

- New package style, new experience
- Multiple combinations to meet diverse requirements
- Complete accessories, easy installation and operation
- Cost-effective



WiFi



KTW01

WiFi

NEW



KTW02

2-wire



KTD01L




2-wire

NEW






KTD02

# ACCESSORIES

VTO1210C-X-S1		
		
Model	VTOB103	VTOB110
Installation	Flush	Surface

VTO75x1G/VTO65x1H/VTO6521F				
				
Model			VTM121	VTM130
Installation			Flush	Surface







VTO3311Q-WP/ VTO3312Q-P		
		
Model		
Installation		Multicolor casings







VTO1000J/VTO1000J-T		
		
Model		VTM222A
Type	Horizontally inclined bracket	Vertically inclined bracket

VTO2202F-P/VTO2202F-P-S2		
		
Model		
Installation	Flush	Surface

VTO4202F(FB) Series		
		
Model	VTM125/VTM25P2	VTM126/VTM24P3
Description	For 2-module VTO4202F/FB	For 3-module VTO4202F/FB

Rain Cover										
										
Model	VTM51R2/VTM30R2	VTM52R2/VTM26R2	VTM53R3/VTM27R3	VTM54R4/VTM28R4	VTM56R6/VTM29R6	VTM05R	VTM07R	VTM08R	VTM09R	VTM57R
Description	For VTO4202F-X/VTO4202FB-X Series					For VTO2202F/VTO2201F Series	For VTO3211D-P1/P2/P4 Series	For VTO3221E/VTO6221E series	For VTO2211G Series	For 3-module VTO4202F/FB

	IP	2-Wire			Access Control	Lift Controller	Call Lift Module
Model	VTNS1060A	VTNS2003B-2		VTNS1001B-2	DEE1010B	VTM416	VTM401
Appearance							
Description	6ch Dahua PoE switch 30 cascading DC24V, Max 45W	10-level cascade through the 2-wire device port; Supports connection with 20 indoor monitors and 2 door stations; Supports connection through RJ45 port		10-level cascade through the 2-wire device port; Supports connection with 20 indoor monitors and 2 door stations; Supports connection through RJ45 port	RS485 convertor DC12V, Max 1W	Supports 8 cascading, up to 128 floors permission control DC 12V/2A	Call lift to the designated floor through the indoor monitor DC 12V/1A


Power Supplies					Distributed Power Supply	UPS	
Model	PFM321D Series		PFM320D Series	ADS-36RJ-2424024G	ADS-110DL-19-1 240072E	PFA34x Series	PFM35x Series
Appearance							
Description	DC12V, 1A		DC12V, 2A	DC24V, 3A	DC24V, 3A	DC12V, 4A-5CH/5A-9CH/ 10A-9CH/20A-19CH	Line-interactive: 600VA/360W, 1500VA/900W Smart-online: 1000VA/900W

# SOFTWARE & MANAGEMENT DEVICES

## DMSS

### Digital Mobile Surveillance System

Answer the door with your smartphone  
Unlock remotely



Devices	Add Device Method	IP/Domain, SN
	Supported Devices	VTO, VTH, IPC
VDP Operation	Talk	Video talk with VTO and VTH
	Control	Open door remotely
	Alarm Push Notification	Local Alarm
Live Preview	Features	Snapshot, Record
Minimum System Requirements	OS	Android 5.0 or above; iDMSS: IOS 9.0 or above
	CPU	1GHz or above
	RAM	1G or above
	Display Resolution	480×800 or above

## DSS Agile VDP

Monitor VTO via mobile phone  
Receive the call transferred from VTH  
Unlock the VTO remotely  
Send unlock notification to mobile phone  
Supports 5,000 users max., with up to 5 users per household



Devices	Add Device Method	IP/Domain
	Supported Devices	SIP VDP devices
VDP Operation	Talk	Receive video calls transferred from VTH
	Control	Open door remotely
	Alarm Push Notification	Supported
Live View	Features	Unlock History, Call History
Minimum System Requirements	OS	Android: 4.0 or above; iOS: 9.0 or above
	CPU	1 GHz or above
	Memory	Android: 2GB or above; iOS: 1GB or above
	Display Resolution	480×800 or above

# SOFTWARE & MANAGEMENT DEVICES

## Master Stations

Receive calls from devices  
Monitor door station  
Unlock remotely



Model	VTS5A40B	VTS8A40B-CG
LCD Screen	10" TFT 1024x600 Capacitive	10" TFT 1024x600 Capacitive
Button Type	Mechanical	Mechanical
Audio In/Out	2/1	3/1
Camera	—	5MP CMOS
Ethernet	100M/1000Mbps	100M/1000Mbps
Material	PC+ABS	PC+ABS
Working Temperature	-10°C~+55°C (14°F~+131°F)	-10°C~+55°C (14°F~+131°F)
Power Supply	12 VDC 4A, Max 10W	12 VDC 4A, Max 10W

## Video Intercom SIP Server

Receive emergency calls from devices  
Monitor door stations  
Send public messages  
Unlock remotely  
Card/Fingerprint Management






Devices & Users	Max. Linked VDPs	SIP ID<=256 DSS Express SIP ID<=2000 DSS Pro SIP ID<=1000 DSS4004-S2 SIP ID<=2000 DSS7016-S2
VDP Operation	Talk	2-way video talk between VTO and control center 2-way audio talk between VTH/SIP phone and control center VTH and SIP phone group call Push notification to VTH Transfers video talk request to mobile phone from VTH Supports maximum of 50 simultaneous calls
	Control	Control center and mobile phone remote unlock SIP phone remote unlock via password All-in-one access control management (face, card, fingerprints)
	Announcement	Send text message to VTH
Live View	Video Display Split	1/4/6/8/9/16/25/36 or customized split for Mac; Up to 64-bit for Windows
	Max. Preview Screen	4
	Features	Snapshot, Audio, Record, Talk, Playback, etc.
Minimum System Requirements	OS	Server OS: Windows 7/Windows 8.1/Windows 10/Windows Server 2008 Control Client OS: Windows 7/Windows 8.1/Windows 10
	Disk Space	200GB or higher for DSS Express
	Memory	8GB
	Display Resolution	1024x768 or above

# VIDEO INTERCOM

## Emergency Phone Terminals

- 2MP CMOS camera
- Night vision
- Echo cancellation
- Emergency calls
- Video & audio talk
- Alarm integration

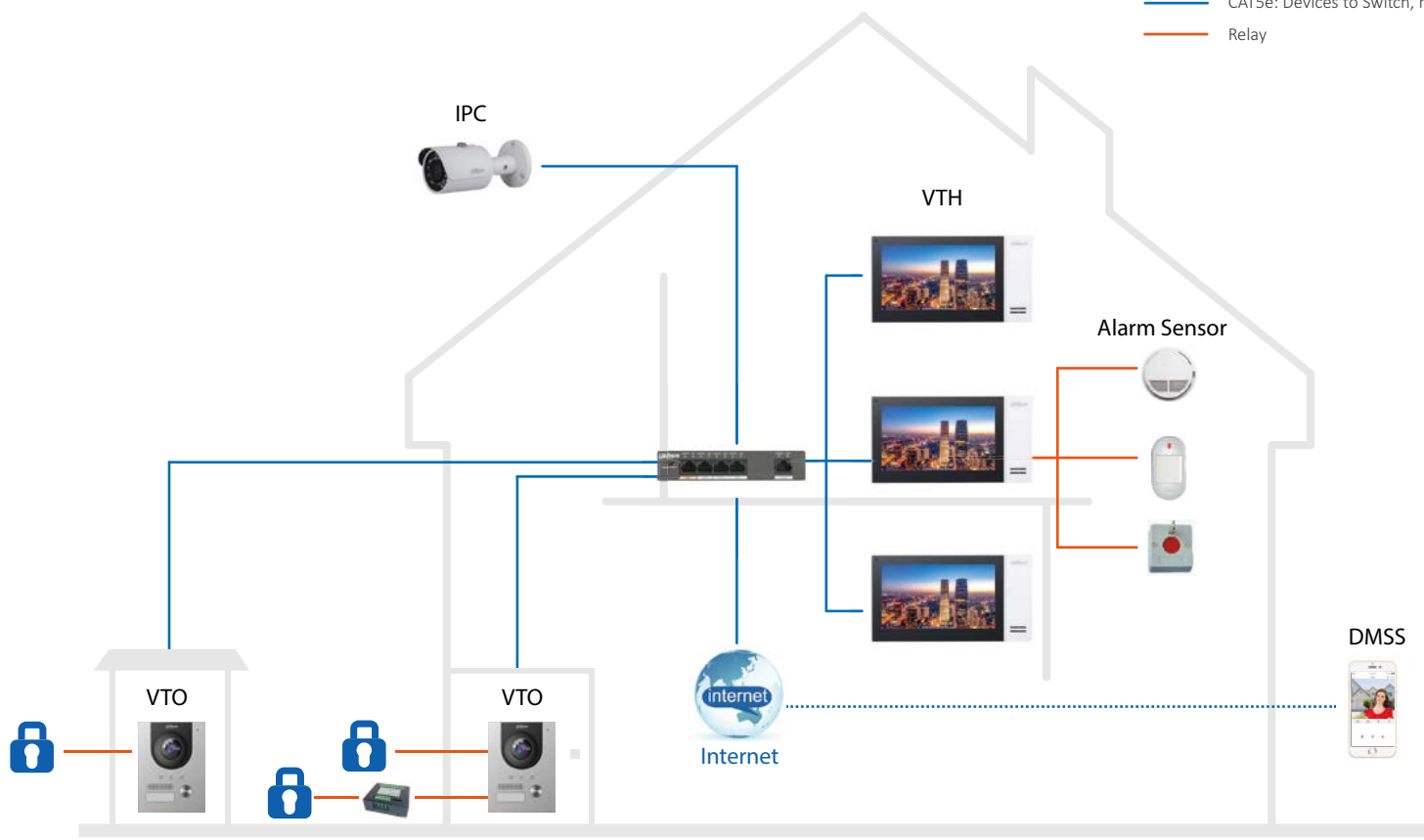
Emergency Phone Terminals	
	Emergency Phone Boxes
Model	VTA2302A
	
Image Sensor	1/2.7" 2MP CMOS
Lens	Pinhole
Day/Night	Color Image
LCD Screen	—
Reader	—
Keypad	Mechanical Button
Extensions	—
Alarm In/Out	2/2
Ingress Protection	IP65, IK08
Tamper Switches	1
Memory Slot	—
Ethernet	10M/100Mbps
Installation	Surface
Material	Aluminum
Working Temperature	-30°C~+60°C (-22°F~+140°F)
Power Supply	DC12~24V, PoE (802.3af), Max 6W

Master Stations		
	Master Stations	
	VTS5A40B	VTS8A40B-CG
Model		
LCD Screen	10" TFT 1024x600 Capacitive	10" TFT 1024x600 Capacitive
Button Type	Mechanical	Mechanical
Audio In/Out	2/1	3/1
Camera	—	5MP CMOS
Ethernet	100M/1000Mbps	100M/1000Mbps
Material	PC+ABS	PC+ABS
Working Temperature	-10°C~+55°C (14°F~+131°F)	-10°C~+55°C (14°F~+131°F)
Power Supply	12 VDC 4A, Max 10W	12 VDC 4A, Max 10W

# > IP Villa Solution (1-Flat)

20 + Doors + 10 Monitors

— CAT5e: Devices to Switch, max 100m  
— Relay



Our IP Villa Solution offers a rich set of features such as remote intercom, door control, real-time video surveillance, and push notifications for mobile phones. No matter where you are, no visitors or messages will be missed.

## Features

- Video & Audio Calls
- Night Vision
- Group Calls
- Emergency Calls
- PoE
- Standard PoE
- Remote Unlock
- Alarm Integration
- Video & Audio Messaging
- IPC Surveillance

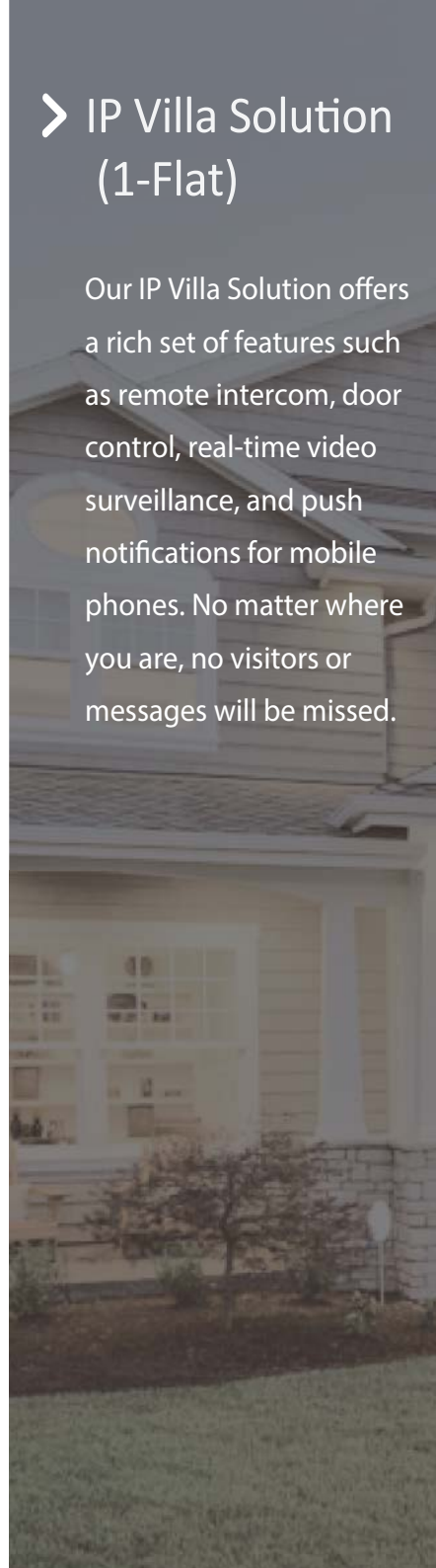
## Recommended Products



**VTO2201F-P**  
Villa Door Station  
2MP CMOS, 140°  
IP65, IK07

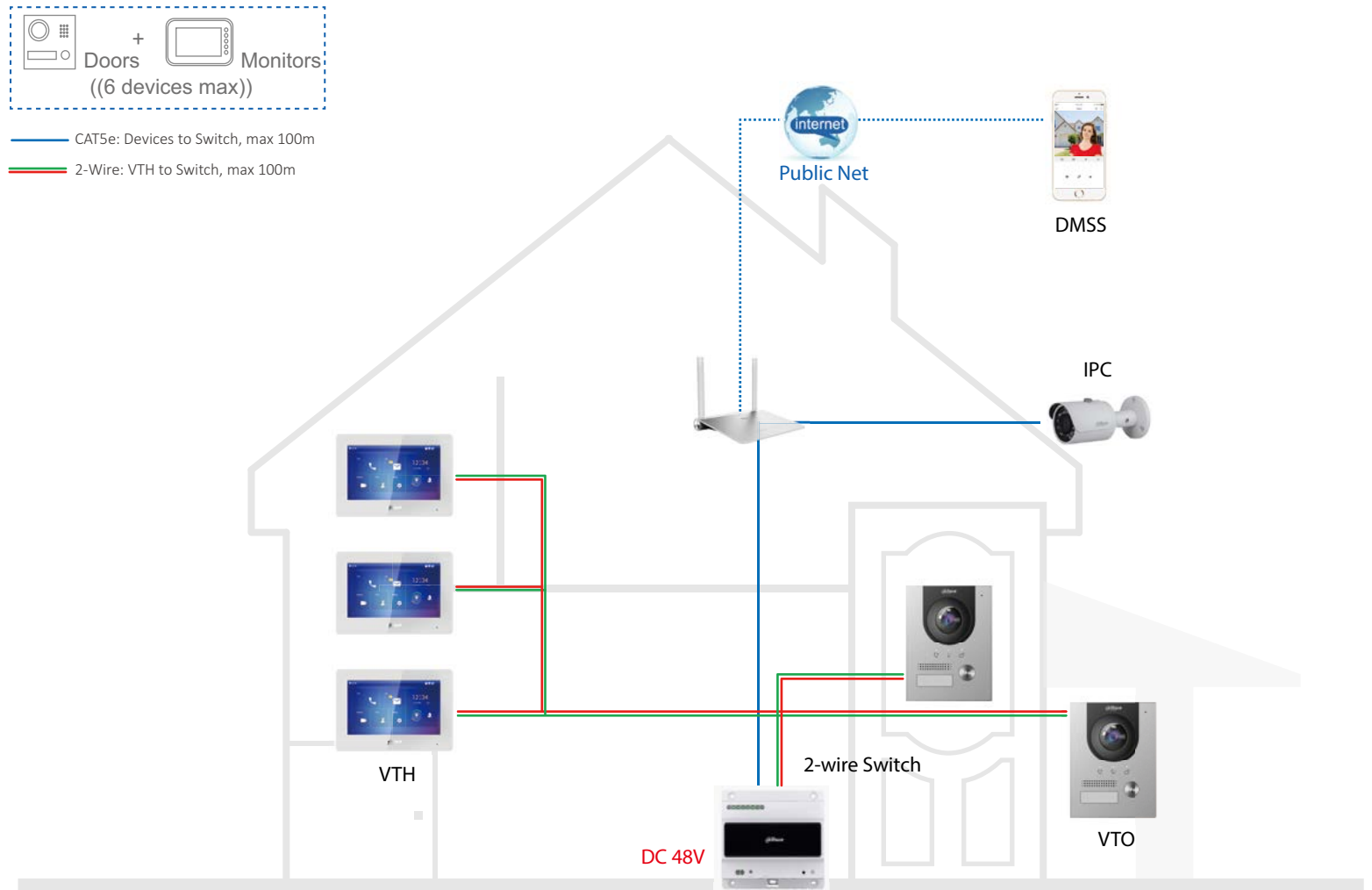


**VTH2421FW-P**  
IP Indoor Monitor  
7" Capacitive











# > 2-wire IP Villa Solution

This system uses two wires to transmit data signals and power. The 2-wire indoor monitors access the Internet easily through a special converter. The system can easily adapt to multiple wiring environments and can enable all digital villa functions. Replace your existing analog villa system with the Dahua Villa Solution and create a complete IP world.



## Features

-  Video & Audio Calls
-  Night Vision
-  Group Calls
-  Smartphone App
-  Remote Unlock
-  Alarm Integration
-  Video & Audio Messaging
-  IPC Surveillance

## Recommended Products



**VTO2202F-P-S2**  
Villa Door Station  
2MP CMOS, 160°  
IP65, IK07

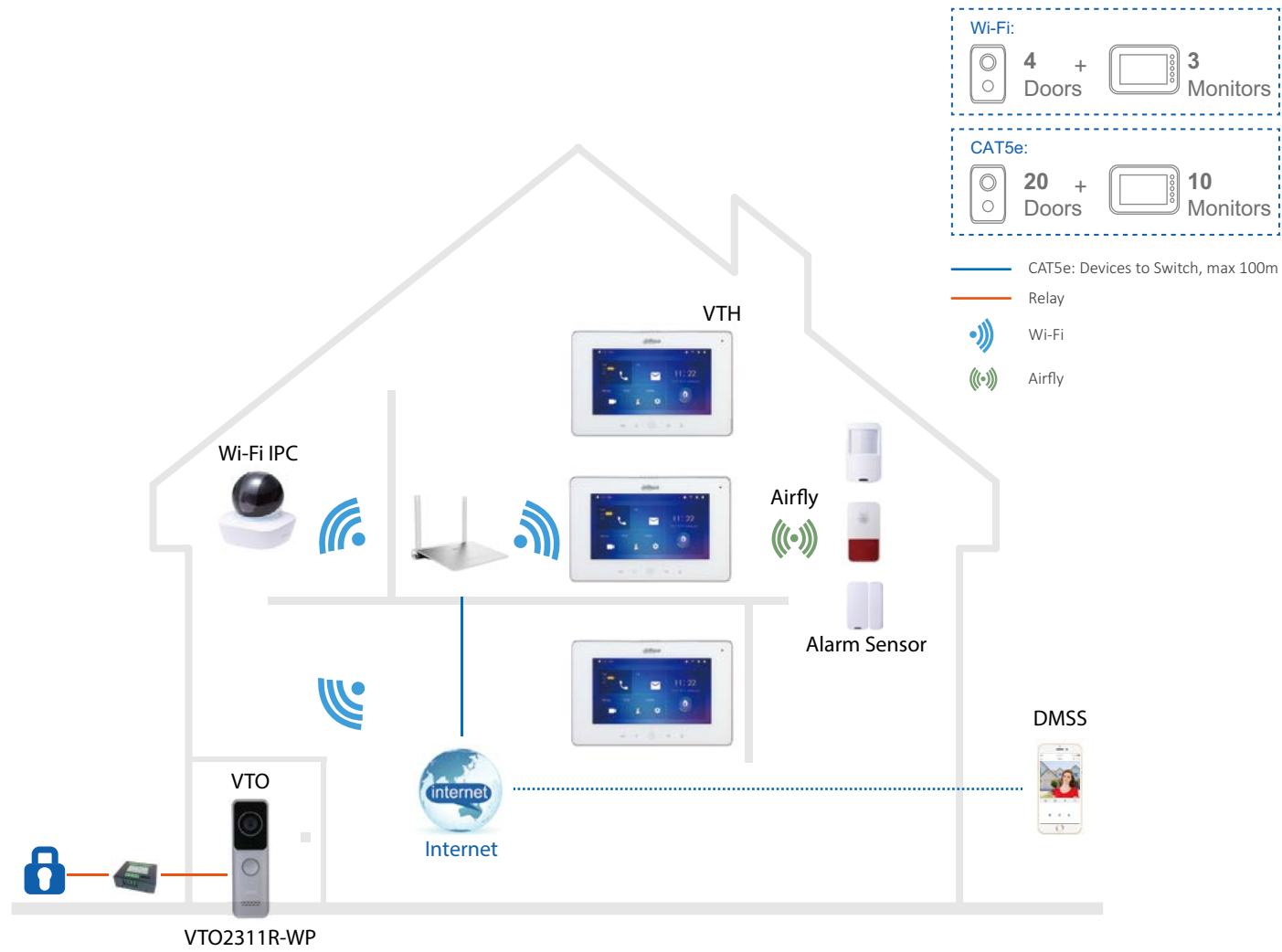


**VTH5422HW**  
Indoor Monitor  
7" Capacitive  
2.5D glass screen



# > Wi-Fi Villa Solution

The Wi-Fi Villa Solution integrates video intercom, remote control, real-time video surveillance, and intrusion detection into an all-in-one platform. Door stations, indoor monitors, alarm detectors, and smart lock work together through Wi-Fi and Dahua Airfly to create a wireless smart home system. Wi-Fi door stations can function as a doorbell and can be remotely controlled with a smartphone.



## Features

- Video & Audio Calls
- Night Vision
- Group Calls
- Emergency Calls
- Wi-Fi
- Remote Unlock
- Alarm Integration
- Video & Audio Messaging
- IPC Surveillance
- Standard PoE

## Recommended Products



**VTO2311R-WP**  
 Wi-Fi Villa Door Station  
 2MP CMOS  
 IP65



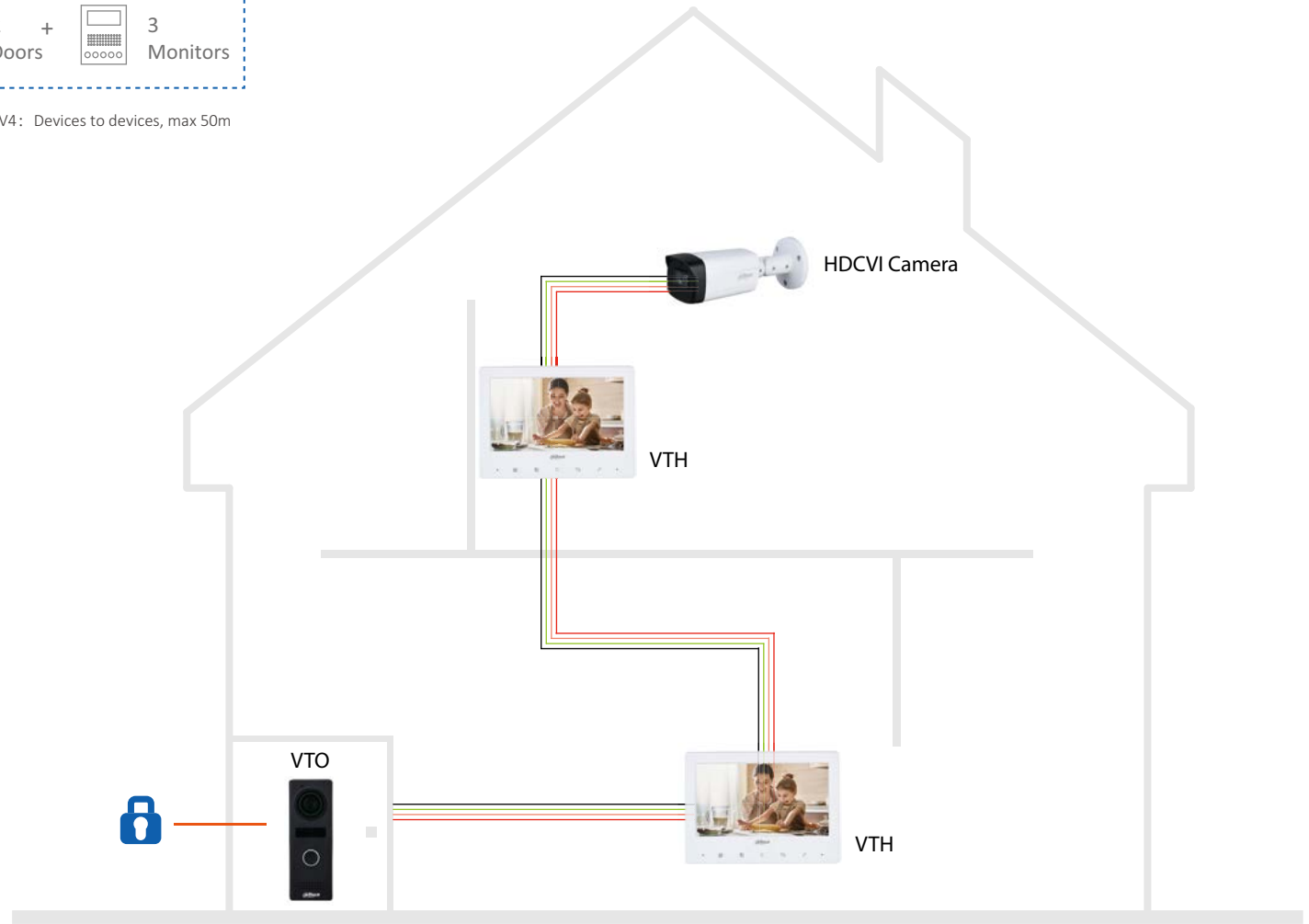
**VTH5221D-S2**  
 Wi-Fi Indoor Monitor  
 7" Capacitive, 1024x600

# > Analog Villa Solution

The Analog Villa Solution provides an easy-to-install plug & play system that delivers high video quality and nearly zero video delay.



RVV4: Devices to devices, max 50m



## Features



Video & Audio Calls



Night Vision



Group Calls



Alarm Integration

## Recommended Products



### VTO1000JM

Villa Door Station  
1.3MP Camera  
IP66, IK07



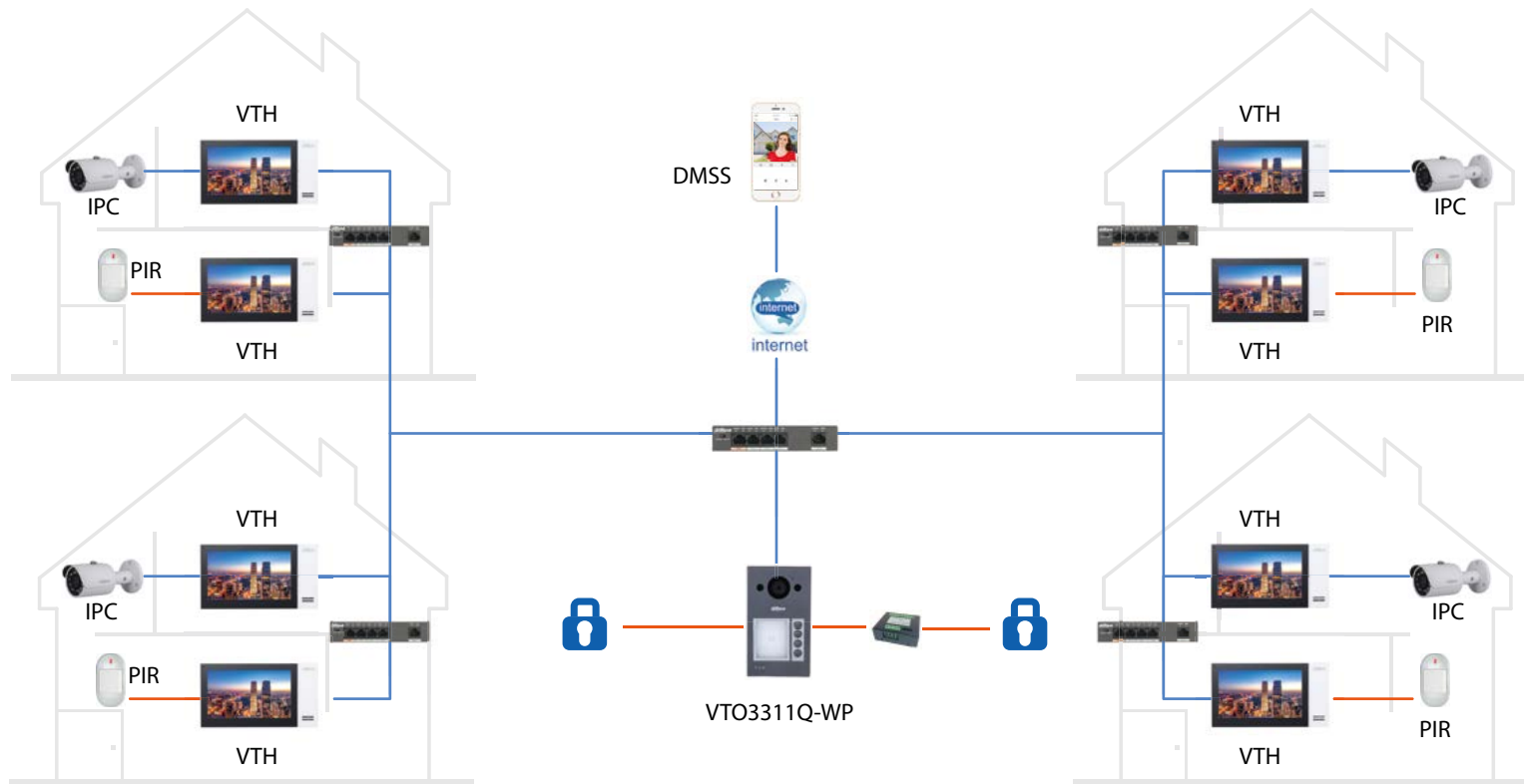
### VTH1020J

Indoor Monitor  
7" TFT Screen

# > IP Villa Solution (1/2/4-Flat)

20 + Doors + 10 Monitors

— CAT5e: Devices to Switch, max 100m  
 — Relay



Our IP Villa Solution comes complete with a rich set of features such as remote intercom, door control, real-time video surveillance, and notifications pushed to your mobile phone. No matter where you are, no visitors or messages will be missed.

## Features

- Video & Audio Calls
- Night Vision
- Group Calls
- Emergency Calls
- Remote Unlock
- Alarm Integration
- Video & Audio Messaging
- IPC Surveillance
- Mobile Application
- Standard PoE

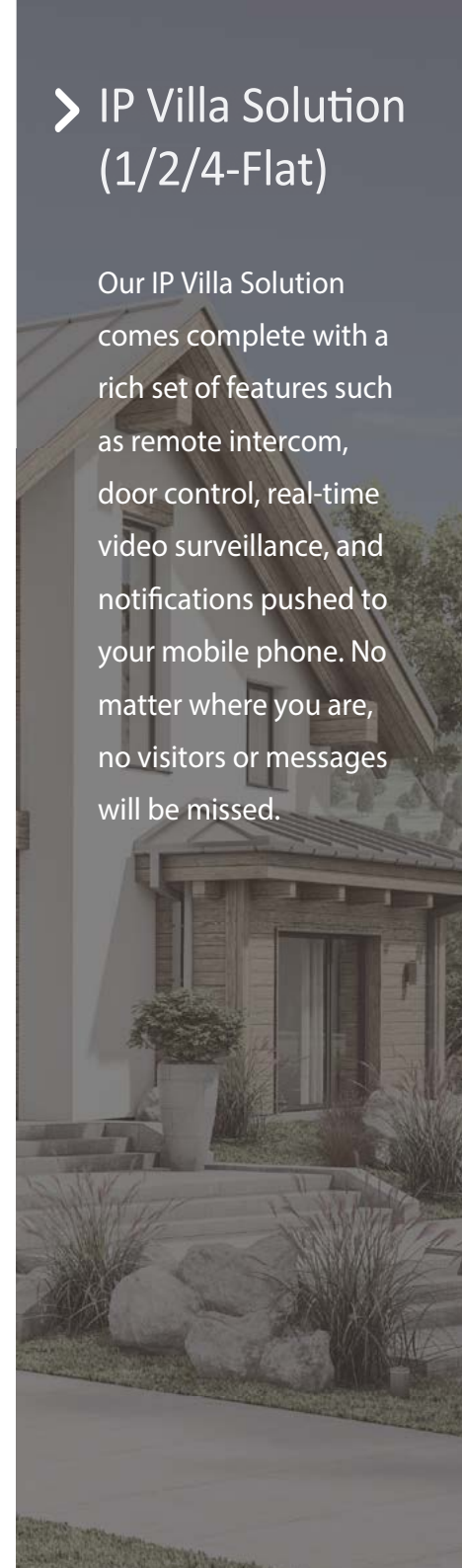
## Recommended Products



**VTO3311Q-WP**  
 Villa Door Station  
 2MP CMOS  
 IP65, IK08

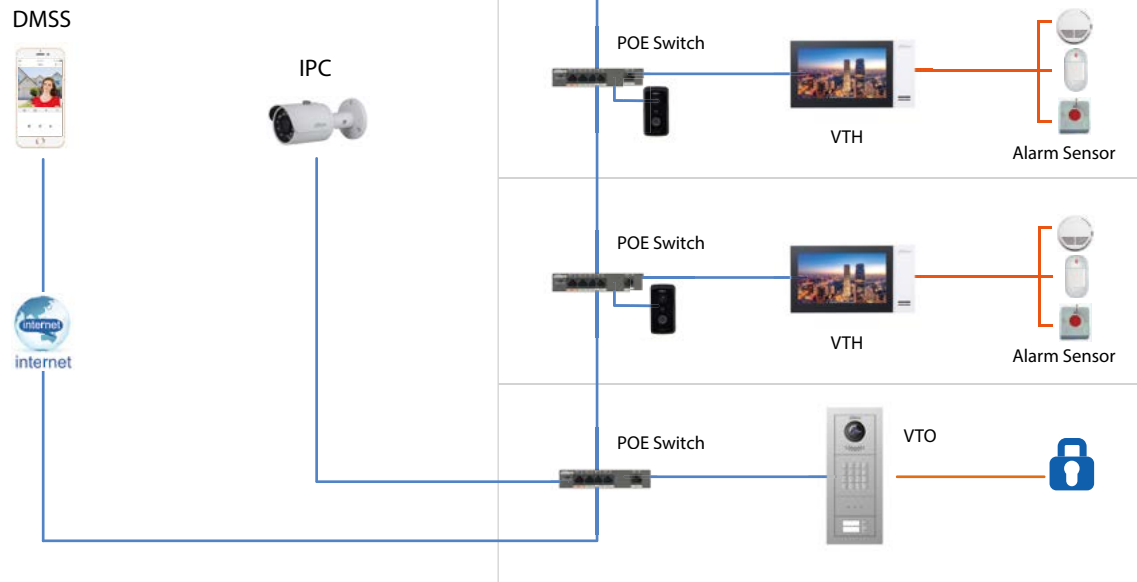
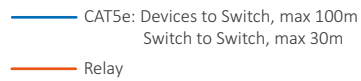
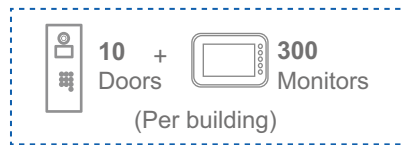


**VTH2421FW-P**  
 Wi-Fi Indoor Monitor  
 7" Capacitive,  
 1024x600



# IP Small Apartment Solution

The flexible modular design with camera, button, keyboard, reader, and fingerprint modules allows you to choose which components to use and install on 2-module, 3-module, or 9-module front panels. One-button calling enables convenient communication between visitors and residents in small apartment applications.



## Features

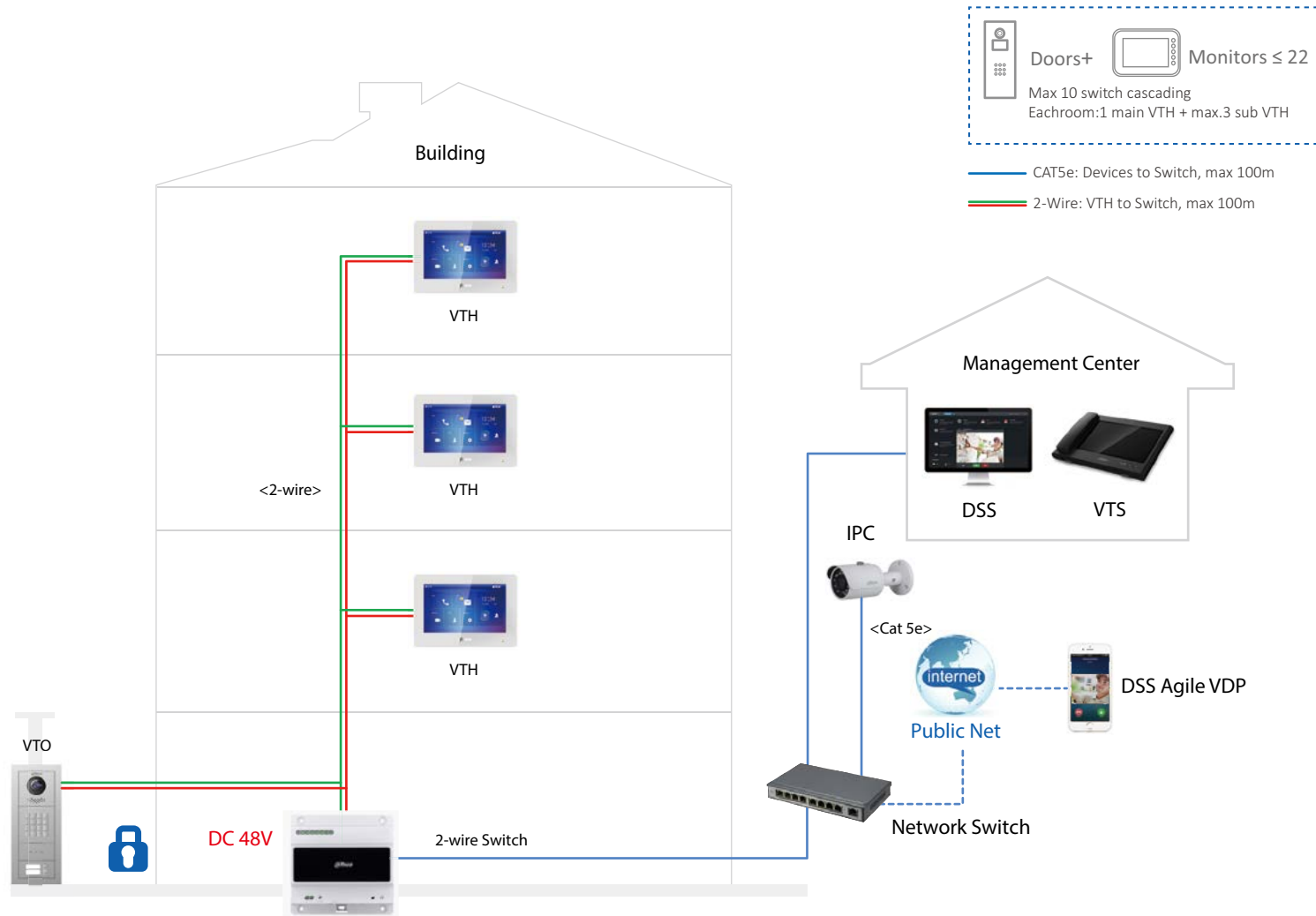


## Recommended Products









# > 2-wire IP Apartment Solution


The 2-wire IP Apartment Solution uses two wires to transmit data signals and power. Its flexible modular design with camera, button, keyboard, reader, and fingerprint modules allows you to choose which components to use and install on 2-module, 3-module, or 9-module front panels.



## Features

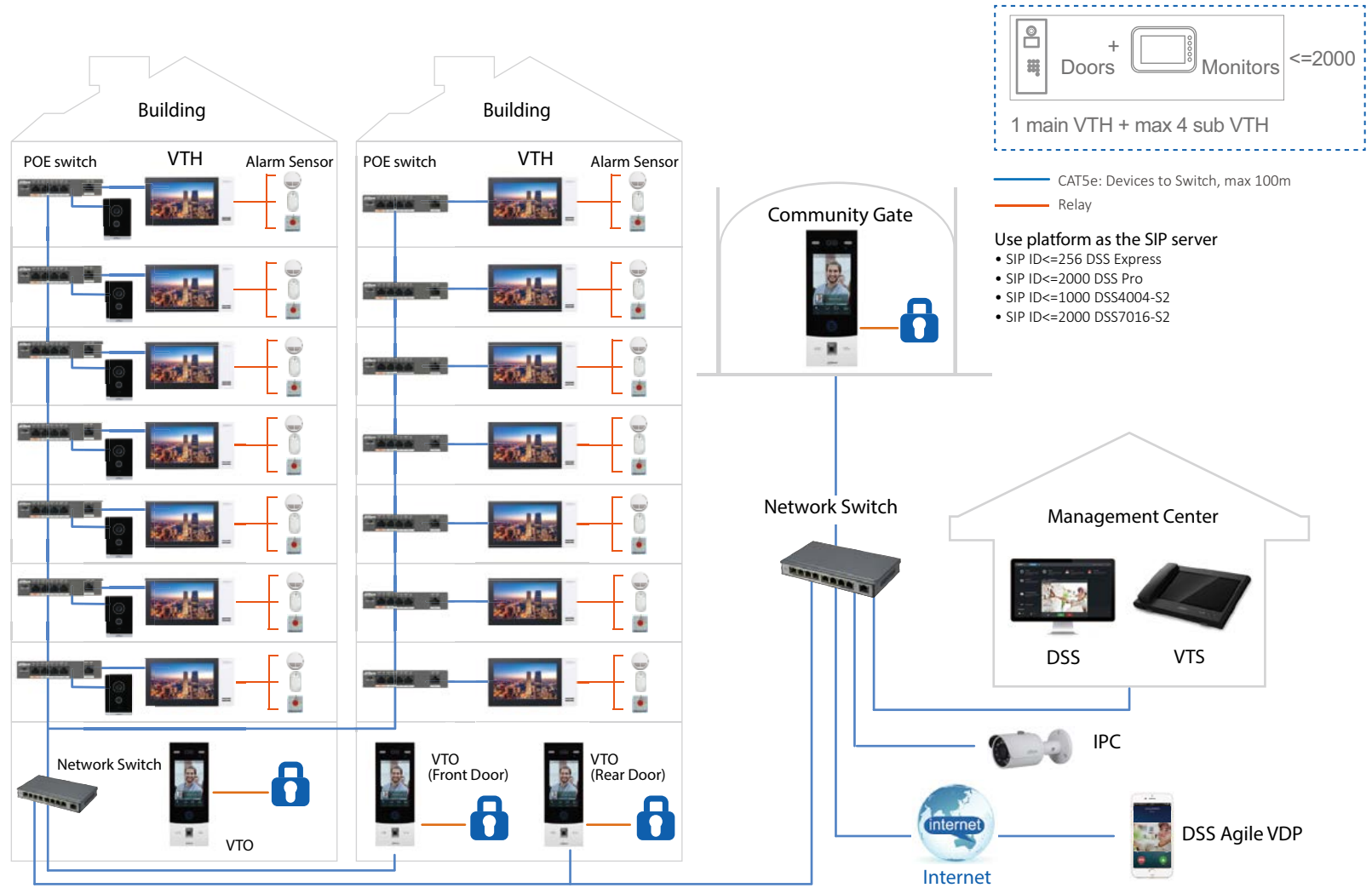
-  Video & Audio Call
-  Night Vision
-  Group Calls
-  Emergency Calls
-  Modular Design
-  Remote Unlock
-  Alarm Integration
-  Video & Audio Messaging
-  IPC Surveillance
-  Mobile Application

## Recommended Products

		<b>VTO4202F-P-S2</b> Camera Module 2MP 160° IP65, IK07	<b>VTO4202F-MB5</b> Five-button Module IP65, IK07	
		<b>VTO4202F-MS</b> Display Module 3.0" STN IP65, IK07	<b>VTO4202F-MF</b> Fingerprint Module IP65, IK07	<b>VTH5422HW</b> Indoor Monitor 7" Capacitive 2.5D glass screen

# > IP Apartment Solution

The IP Apartment Solution provides a large scale system with rich functionality such as video intercom, real-time video surveillance and intrusion detection. Various authentication methods (password, RFID card) provide maximum security. Management center calling capabilities as well as calling between residents provide great convenience to residents and property management personnel.



## Features

- Video & Audio Calls
- Night Vision
- Group Calls
- Emergency Calls
- Remote Unlock
- Alarm Integration
- Video & Audio Messaging
- IPC Surveillance
- Mobile Application

## Recommended Products

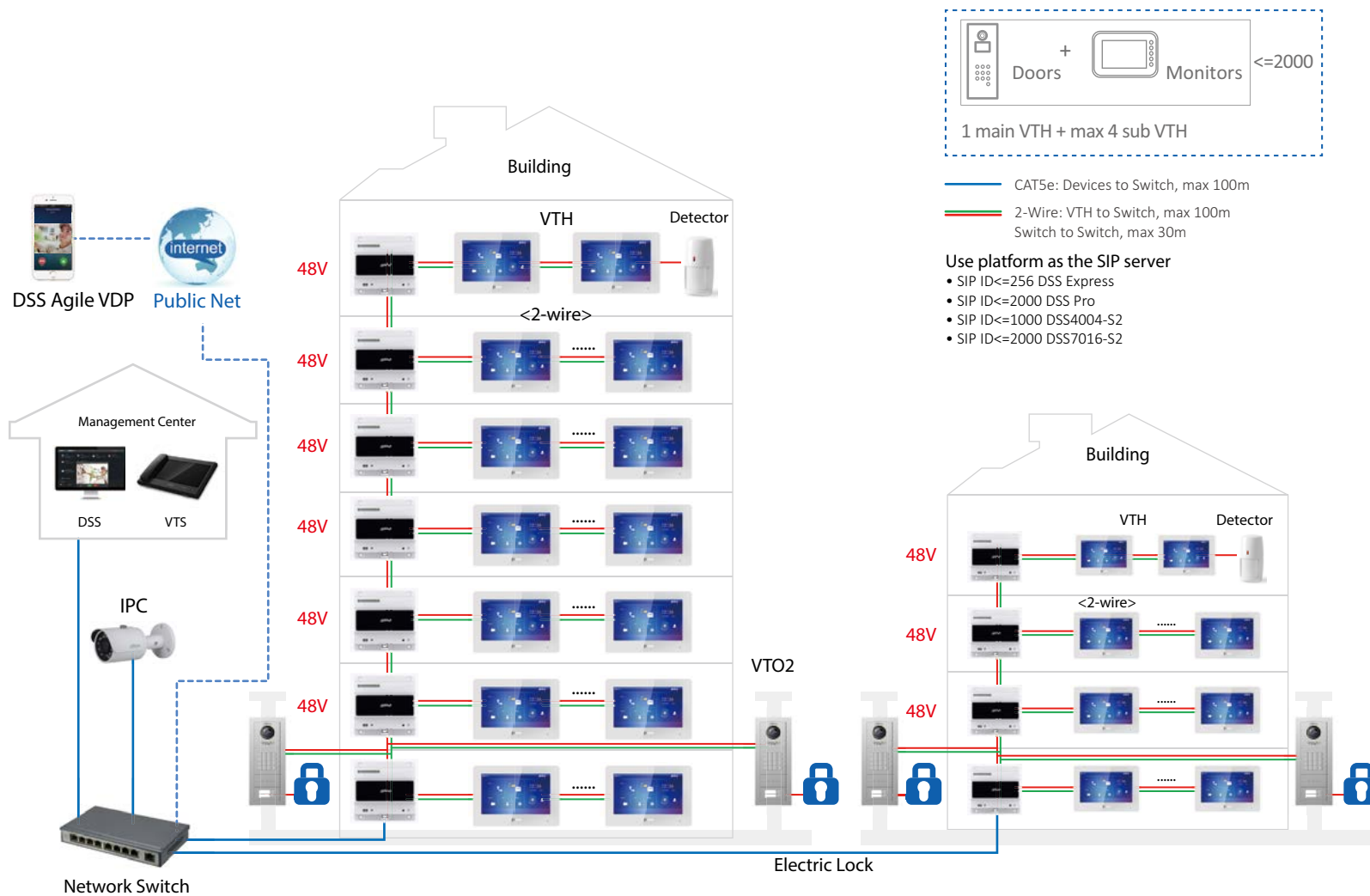
**VTO7541G**

Unit Door Station  
2MP COMS  
Face & Fingerprint  
IP66, IK07

**VTH2421FW-P**

IP Indoor Monitor  
7" Capacitive, 1024x600

# > 2-wire IP Apartment Solution



The 2-wire IP Apartment Solution uses two wires to transmit data signals and power. The 2-wire indoor monitors can access the Internet easily through a special converter. The system can easily adapt to multiple wiring environments and can enable all digital apartment functions. Replace your existing analog apartment system with the Dahua IP 2-Wire Apartment Solution and create a complete IP world.

## Features

- Video & Audio Calls
- Night Vision
- Group Calls
- Emergency Calls
- Remote Unlock
- Alarm Integration
- Video & Audio Messaging
- IPC Surveillance

## Recommended Products



**VTO4202F-P-S2**  
Camera Module  
2MP 160°  
IP65, IK07



**VTO4202F-MB5**  
Five-button Module  
IP65, IK07



**VTO4202F-MS**  
Display Module  
3.0" STN  
IP65, IK07




**VTO4202F-MF**  
Fingerprint Module  
IP65, IK07



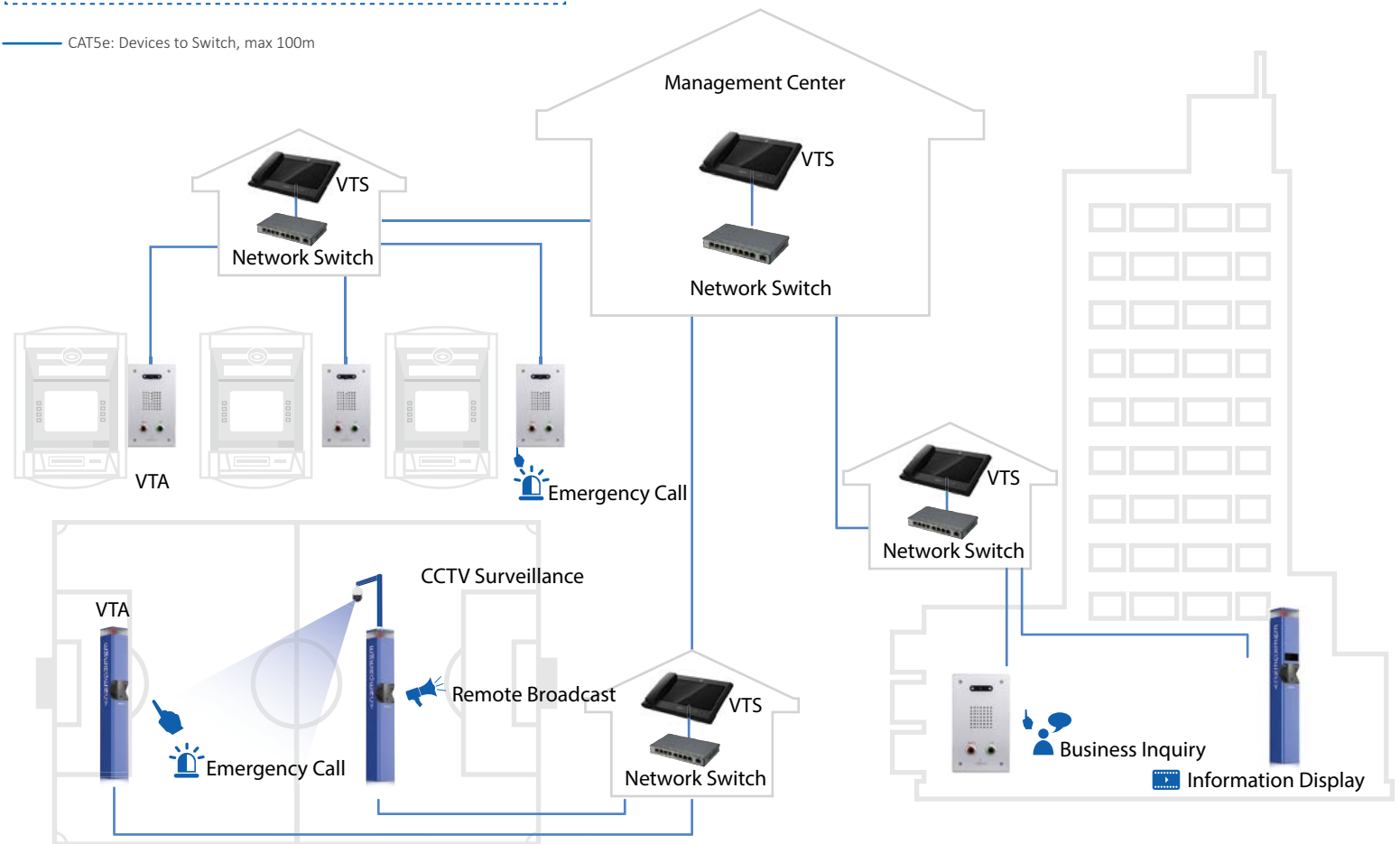
**VTH5422HW**  
Indoor Monitor  
7" Capacitive  
2.5D glass screen

# > Emergency Alarm Solution

Emergency phone terminals can be used in a variety of public locations. Multiple product types meet different installation requirements. Abundant extension devices make a complete solution possible.



— CAT5e: Devices to Switch, max 100m



## Features

- 720p HD (HD Video)
- Two-way Video & Audio Talk
- CCTV Surveillance
- Remote Monitor
- Remote Broadcast
- Vandal Proof

## Recommended Products



**VTA2302A**  
Emergency Phon  
1.3MP COMS  
IP65, IK08



**VTS5A40B**  
Master Station  
10" Capacitive



**VTS8A40B-CG**  
Master Station  
10" Capacitive  
5MP CMOS



# ACCESS CONTROL



# Face To Convenient Future

- Fast: contactless recognition speed is less than 0.3 second per person
- Accurate: 99.5% accuracy rate and strong adaptability to harsh environment
- Convenient: touchless access; diverse installation options; multiple management interfaces
- Trusted: complies with GDPR; equipped with anti-spoofing algorithm against photo and video attack







## CONTACTLESS RECOGNITION TERMINALS

FACT Series Products		
	ASI6213J-MW	ASI6214J-MFW
Model	 	 
Screen	4.3" LCD touchscreen, 480 × 272	4.3" LCD touchscreen, 480 × 272
Reader Format	13.56 MHz Mifare Classic (IC)	13.56 MHz Mifare Classic (IC)
Communication	RS485 Wiegand Input/Output (26/34/66 bits)	RS485 Wiegand Input/Output (26/34/66 bits)
Interface	USB	USB
Alarm In/Out	1/0	1/0
Users	6,000	6,000
Card Capacity	6,000	6,000
Fingerprint	—	6,000
Face Image Capacity	6,000	6,000
Record Capacity	150,000	150,000
Contactless Recognition Speed	0.3s	0.3s
Users Roles	General, VIP, Guest, Patrol, Duress, Other	General, VIP, Guest, Patrol, Duress, Other
Time Plans	128	128
Alarm Types	Door time out, Intrusion, Duress, Tamper, Anti-passback, Illegal Card Exceeding Time	Door time out, Intrusion, Duress, Tamper, Anti-passback, Illegal Card Exceeding Time
Ethernet	10/100Mbps	10/100Mbps
Platform	DSS Pro SmartPSS Lite DMSS	DSS Pro SmartPSS Lite DMSS
Ingress Protection	IP65	IP65
Working Temperature	-30°C~+60°C	-30°C~+60°C
Power Supply	DC 12V/2A	DC 12V/2A

# CONTACTLESS RECOGNITION TERMINALS

## FACT Series Products

	ASI3214A-W	ASI3213A-W	ASI3223A	ASI3213G-MW
Model				
Screen	4.3" LCD touchscreen, 480 × 272	4.3" LCD touchscreen, 480 × 272	4.3" LCD touchscreen, 480 × 272	4.3" TFT touchscreen, 480 × 272
Reader Format	13.56 MHz Mifare Classic (IC)	13.56 MHz Mifare Classic (IC)	—	13.56 MHz Mifare Classic (IC)
Communication	RS485 Wiegand Input/Output (26/34/66 bits)	RS485 Wiegand Input/Output (26/34/66 bits)	RS485 Wiegand Input/Output (26/34/66 bits)	RS485
Interface	USB	USB	USB	USB
Alarm In/Out	—	—	—	1/0
Users	3,000	3,000	2,000	1,500
Card Capacity	5,000	5,000	—	1,500
Fingerprint	5,000	—	—	—
Face Image Capacity	3,000	3,000	2,000	1,500
Record Capacity	300,000	300,000	300,000	150,000
Contactless Recognition Speed	0.2s	0.2s	0.2s	0.3s
Users Roles	General, VIP, Guest, Patrol, Duress, Other	General, VIP, Guest, Patrol, Duress, Other	General, VIP, Guest, Patrol, Duress, Other	General, VIP, Guest, Patrol, Duress, Other
Time Plans	128	128	128	128
Alarm Types	Door Time Out, Intrusion, Duress, Tamper, Anti-passback, Duress Fingerprint, Illegal Card Exceeding Threshold	Door Time Out, Intrusion, Duress, Tamper, Anti-passback, Illegal Card Exceeding Threshold	Door Time Out, Intrusion, Duress, Tamper, Anti-passback	Door Time Out, Intrusion, Duress, Tamper, Anti-passback, Illegal Card Exceeding Time
Ethernet	10/100Mbps	10/100Mbps	10/100Mbps	10/100Mbps
Platform	DSS Pro SmartPSS Lite DMSS	DSS Pro SmartPSS Lite DMSS	DSS Pro SmartPSS Lite DMSS	DSS Pro SmartPSS Lite DMSS
Ingress Protection	—	—	—	—
Working Temperature	-10°C~+40°C	-10°C~+40°C	-10°C~+40°C	-10°C~+55°C
Power Supply	DC 12V/1.5A	DC 12V/1.5A	DC 12V/1.5A	DC 12V/1.5A


# CONTACTLESS RECOGNITION TERMINALS

## Contactless Recognition Algorithm Based On Deep Learning

- Faster contactless recognition speed: 0.2s/0.35s
- Larger face template capacity: 30K-100K
- Stronger capability to adapt to complex lighting environments



### Contactless Recognition Terminals

	ASI7213X	ASI7214X	ASI7213Y-V3
Model			
Screen	7" touchscreen, 1024x600	7" touchscreen, 1024x600	7" touchscreen, 1024x600
Reader Format	13,56 MHz Mifare Classic (IC)	13,56 MHz Mifare Classic (IC)	13,56 MHz Mifare Classic (IC)
Communication	RS485, RS232 Wiegand Input/Output (26/34/66 bits)	RS485, RS232 Wiegand Input/Output (26/34/66 bits)	RS485, RS232 Wiegand Input/Output (26/34/66 bits)
Interface	USB	USB	USB
Alarm In/Out	2/2	2/2	2/2
Users	100,000	100,000	50,000
Card Capacity	100,000	100,000	50,000
Fingerprint	—	10,000	—
Face Image Capacity	100,000	100,000	50,000
Record Capacity	300,000	300,000	100,000
Contactless Recognition Speed	≤0.2s	≤0.2s	≤0.35s
Users Roles	General, VIP, Guest, Patrol, Duress, Other	General, VIP, Guest, Patrol, Duress, Other	General, VIP, Guest, Patrol, Duress, Other
Time Plans	128	128	128
Alarm Types	Door time out, Intrusion, Duress, Tamper, Anti-passback, Illegal Card Exceeding Time	Door time out, Intrusion, Duress Fingerprint, Duress, Tamper, Anti-passback, Illegal Card Exceeding Time	Door time out, Intrusion, Duress, Tamper, Anti-passback, Illegal Card Exceeding Time
Ethernet	10/100Mbps	10/100Mbps	10/100Mbps
Platform	DSS Pro SmartPSS Lite	DSS Pro SmartPSS Lite	DSS Pro SmartPSS Lite
Ingress Protection	IP65	IP65	—
Working Temperature	-30°C~+60°C	-30°C~+50°C	-10°C~+55°C
Power Supply	DC 12V/2A	DC12V/2A	DC 12V/2A

# CONTACTLESS RECOGNITION TERMINALS


## Contactless Recognition Terminals

	ASI7214Y-V3	ASI8213Y-V3	ASI8214Y-V3	ASI7223X-A	ASI7223Y-A-V3	ASI8223Y-A-V3
Model						
Screen	7" touchscreen, 1024x600	10" touchscreen, 1280x800	10" touchscreen, 1280x800	7" touchscreen, 1024x600	7" touchscreen, 1024x600	10" touchscreen, 1280x800
Reader Format	13.56 MHz Mifare Classic (IC)	13.56 MHz Mifare Classic (IC)	13.56 MHz Mifare Classic (IC)	—	—	—
Communication	RS485, RS232 Wiegand Input/Output (26/34/66 bits)	RS485, RS232 Wiegand Input/Output (26/34/66 bits)	RS485, RS232 Wiegand Input/Output (26/34/66 bits)	RS485, RS232 Wiegand Input/Output (26/34/66 bits)	RS485, RS232 Wiegand Input/Output (26/34/66 bits)	RS485, RS232 Wiegand Input/Output (26/34/66 bits)
Interface	USB	USB	USB	USB	USB	USB
Alarm In/Out	2/2	2/2	2/2	1/1	1/1	1/1
Users	50,000	100,000	100,000	100,000	50,000	100,000
Card Capacity	50,000	100,000	100,000	—	—	—
Fingerprint	10,000	—	10,000	—	—	—
Face Image Capacity	50,000	100,000	100,000	100,000	50,000	100,000
Record Capacity	100,000	100,000	100,000	300,000	100,000	100,000
Contactless Recognition Speed	≤0.35s	≤0.2s	≤0.2s	≤0.2s	≤0.35s	≤0.2s
Users Roles	General, VIP, Guest, Patrol, Duress, Other	General, VIP, Guest, Patrol, Duress, Other	General, VIP, Guest, Patrol, Duress, Other	General, VIP, Guest, Patrol, Duress, Other	General, VIP, Guest, Patrol, Duress, Other	General, VIP, Guest, Patrol, Duress, Other
Time Plans	128	128	128	128	128	128
Alarm Types	Door Time Out, Intrusion, Duress, Tamper, Anti-passback, Illegal Card Exceeding Time	Door Time Out, Intrusion, Duress, Tamper, Anti-passback, Illegal Card Exceeding Time	Door Time Out, Intrusion, Duress, Tamper, Anti-passback, Illegal Card Exceeding Time, Duress Fingerprint	Duress, Tamper, Anti-passback	Duress, Tamper, Anti-passback	Duress, Tamper, Anti-passback, Illegal Card Exceeding Time
Ethernet	10/100Mbps	10/100Mbps	10/100Mbps	10/100Mbps	10/100Mbps	10/100Mbps
Platform	DSS Pro SmartPSS Lite	DSS Pro SmartPSS Lite	DSS Pro SmartPSS Lite	DSS Pro SmartPSS Lite	DSS Pro SmartPSS Lite	DSS Pro SmartPSS Lite
Ingress Protection	—	IP65	IP65	IP65	—	IP65
Working Temperature	-10°C~+55°C	-30°C~+60°C	-30°C~+50°C	-30°C~+60°C	-10°C~+55°C	-30°C~+60°C
Power Supply	DC12V/2A	DC12V/2A	DC12V/2A	DC12V/2A	DC12V/2A	DC12V/2A




# CONTACTLESS RECOGNITION TERMINALS

## Dahua Temperature Monitoring & Access Control Terminal

- Faster contactless recognition speed of 0.2s-0.35s
- Face verification accuracy of 99.5%
- Stronger capability to adapt to complex lighting environments



### Temperature Series Products




		DHI-ASI7213X-V1-T1	DHI-ASI6213J-FT1	DHI-ASI7213YO-V3-T0
<b>Basic Information</b>	Model			
	Product	Forehead Temperature Monitoring	Forehead Temperature Monitoring	Wrist Temperature Monitoring
<b>Contactless Recognition Performance</b>	Screen	2.5D curved, 7 inch touchscreen	4.3 inch touchscreen	7 inch touchscreen
	Card Capacity	100,000	6,000	50,000
	Face Image Capacity	100,000	6,000	50,000
	Log Capacity	300,000	150,000	100,000
	FR Speed	0.2"	0.2"	0.35"
	Face Verification Accuracy	99.5%	99.8%	99.5%
	Material	Aluminium alloy/tempered glass/PC	Aluminium alloy/PC	PC+ABS
<b>Temperature Monitoring Performance</b>	Mask Detection	Supported	Supported	Supported
	Temperature Monitor Range	30°C~45°C	30°C~45°C	30°C~45°C
	Operation Environment Temperature	15°C~30°C	10°C~35°C	15°C~30°C
	Temperature Monitoring Distance	30mm~120mm	30cm~120cm	1cm~5cm
	Temperature Monitoring Speed	0.2"	0.2"	0.35s
<b>Installation</b>	Temperature Monitoring Error	≤ 0.5°C	≤ 0.5°C	≤ 0.3°C
	Installation Environment	Indoor	Indoor	Outdoor (shield necessary)
<b>Others</b>	Mounting Method	Wall Mount Vertical Mount Desktop Mount Turnstile Mount	Wall Mount Vertical Mount Desktop Mount Turnstile Mount	Vertical Mount Desktop Mount
	Platform	DSS Pro SmartPSS Lite	DSS Pro SmartPSS Lite	DSS Pro SmartPSS Lite
	NVR	NVR5-4KS2 NVR5-I	NVR5-4KS2 NVR5-I	NVR5-4KS2 NVR5-I
VTH		DHI-VTH5341G--Android DHI-VTH5421EW-H--Handset DHI-VTH2421FW-P	DHI-VTH5341G--Android DHI-VTH5421EW-H--Handset DHI-VTH2421FW-P	DHI-VTH5341G--Android DHI-VTH5421EW-H--Handset DHI-VTH2421FW-P

# MULTI-DOOR CONTROLLER SYSTEM

## Multi-door Controllers

- Central management
- Wiegand and RS485 reader protocol

### Multi-door Controllers

	ASC2202B-S	ASC2202B-D	ASC2204B-S
Model			
Readers	2	4	4
Communication	RS485, Wiegand 26/34	RS485, Wiegand 26/34	RS485, Wiegand 26/34
Control mode	2-door 1-way	2-door 2-way	4-door 1-way
Exit Buttons	2	2	4
Door Sensors	2	2	4
Alarm In/Out	2/2	4/4	1/1
Users	100,000	100,000	100,000
Record Capacity	500,000	500,000	500,000
User Roles	General, VIP, Guest, Patrol, Duress	General, VIP, Guest, Patrol, Duress	General, VIP, Guest, Patrol, Duress
Time Plans	128	128	128
Holiday Schedules	128	128	128
Alarm Types	Door Time Out, Intrusion, Duress, Tamper, Anti-passback, Illegal Card Exceeding Threshold, Duress Fingerprint	Door Time Out, Intrusion, Duress, Tamper, Anti-passback, Illegal Card Exceeding Threshold, Duress Fingerprint	Door Time Out, Intrusion, Duress, Tamper, Anti-passback, Illegal Card Exceeding Threshold, Duress Fingerprint
Ethernet	10/100Mbps	10/100Mbps	10/100Mbps
Platform	DSS Pro SmartPSS Lite	DSS Pro SmartPSS Lite	DSS Pro SmartPSS Lite
Accumulator Battery	—	—	—
Working Temperature	-30°C~+60°C	-30°C~+60°C	-30°C~+60°C
Power Supply	DC 12V	DC 12V	DC 12V

# MULTI-DOOR CONTROLLER SYSTEM


Multi-door Controllers					
	ASC2202C-S	ASC2202C-D	ASC2204C-S	ASC2204C-D	ASC2208C-S
Model					
Readers	2	4	4	8	8
Communication	RS485, Wiegand 26/34	RS485, Wiegand 26/34	RS485, Wiegand 26/34	RS485, Wiegand 26/34	RS485, Wiegand 26/34
Control mode	2 door 1-way	2 door 2-way	4 door 1-way	4 door 2-way	8 door 1-way
Exit Buttons	2	2	4	4	4
Door Sensors	2	2	4	4	4
Alarm In/Out	2/2	6/4	6/4	8/8	8/8
Users	100,000	100,000	100,000	100,000	100,000
Record Capacity	500,000	500,000	500,000	500,000	500,000
User Roles	General, VIP, Guest, Patrol, Duress	General, VIP, Guest, Patrol, Duress	General, VIP, Guest, Patrol, Duress	General, VIP, Guest, Patrol, Duress	General, VIP, Guest, Patrol, Duress
Time Plans	128	128	128	128	128
Holiday Schedules	128	128	128	128	128
Alarm Types	Door Time Out, Intrusion, Duress, Tamper, Anti-passback, Illegal Card Exceeding Threshold, Duress Fingerprint	Door Time Out, Intrusion, Duress, Tamper, Anti-passback, Illegal Card Exceeding Threshold, Duress Fingerprint	Door Time Out, Intrusion, Duress, Tamper, Anti-passback, Illegal Card Exceeding Threshold, Duress Fingerprint	Door Time Out, Intrusion, Duress, Tamper, Anti-passback, Illegal Card Exceeding Threshold, Duress Fingerprint	Door Time Out, Intrusion, Duress, Tamper, Anti-passback, Illegal Card Exceeding Threshold, Duress Fingerprint
Ethernet	10/100Mbps	10/100Mbps	10/100Mbps	10/100Mbps	10/100Mbps
Platform	DSS Pro SmartPSS Lite	DSS Pro SmartPSS Lite	DSS Pro SmartPSS Lite	DSS Pro SmartPSS Lite	DSS Pro SmartPSS Lite
Accumulator Battery	Max. 12V/7Ah	Max. 12V/7Ah	Max. 12V/7Ah	Max. 12V/7Ah	Max. 12V/7Ah
Working Temperature	-30°C~+60°C	-30°C~+60°C	-30°C~+60°C	-30°C~+60°C	-30°C~+60°C
Power Supply	100-240 V AC	100-240 V AC	100-240 V AC	100-240 V AC	100-240 V AC



## inSIDER Series

- Intelligent access control product: Supports web-centric operation; Can be used as a main controller or a sub controller
- Independent web-based management platform: Supports user management, access control device management and configuration, as well as global alarm linkage; Allows management of up to 40 doors and 1,000 users
- Integration capability for third-party systems: Supports Onvif, CGI and SDK for integration
- Invisible monitoring via mobile app: Supports remote unlock, real-time event reports, and unlock records query
- User-friendly interfaces for installers: Supports configuring the hardware I/O port and exporting configuration diagrams; Supports standard PoE, power locks and readers

### inSIDER Series Product





inSIDER Series Product	
	<b>ASC3202B</b>
Model	
Device	Main Controller                      Sub Controller
Readers	2
Communication	RS485, Wiegand 26/34/66 and Wiegand Custom
Exit Button	2
Door Sensor	2
Alarm In/Out	2/2
Users	1,000
Record Capacity	300,000
Third Party	CGI, SDK
Web Configuration	Supported
Users Management	General, Patrol, Blocklist, VIP, Guest and other users
Time Plan	128
Holiday Schedule	128
Alarm Types	Tamper, Duress, Door Sensor Time Out, Intrusion, Illegal Card Exceeding Threshold, Duress Fingerprint
Platform	Main Controller                      DSS Pro SmartPSS Lite Main Controller
Dimensions: W × H × D (mm)	186.4×185.8×58.3
Working Temperature	-10°C~+55°C
Power Supply	DC12 V, 2.5 A (Standard PoE)

# READER



## Readers

- RS485 or Wiegand 34/26 optional protocols
- Beep and touch sound indicator
- Surface or flush mount

Readers						
	ASR1102A(V3)	ASR1102A-D(V3)	ASR1100B-V1	ASR1100B-D-V1	ASR1200E	ASR1200E-D
Model						
Reader Format	13.56 MHz Mifare Classic (IC)	125 kHz Unique (ID)	13.56 MHz Mifare Classic (IC)	125 kHz Unique (ID)	13.56 MHz Mifare Classic (IC)	125 kHz Unique (ID)
Communication	RS485 Wiegand 34/26		RS485 Wiegand 34/26		RS485 Wiegand 34/26	
Fingerprint Capacity	3,000		—		—	
Password Input	—		—		—	
Transmission Distance	RS485: 100m/1000m (Separate power supply) Wiegand:40m		RS485: 100m/1000m (Separate power supply) Wiegand:40m		RS485: 100m/1000m (Separate power supply) Wiegand:40m	
Alarm Types	Tamper		Tamper		Tamper	
Keypad	—		—		—	
Indications	Blue Backlight, Buzzer		Blue Backlight, Buzzer		Blue Backlight, Buzzer	
Ingress Protection	—		IP67 (Silicon surface treatment needed)		IP66 (Apply silica gel to gaps between the device and the wall. Liquid sodium silicate is recommended.)	
Working Environment	-10°C~+55°C		-30°C~+60°C		-30°C~+60°C	
Power Supply	DC9~15 V, 100 mA		DC9~15 V, 100 mA		DC9~15 V, 100 mA	

Readers								
	ASR1101M-V1	ASR1101M-D-V1	ASR2200A	ASR2200A-D	ASR2201A	ASR2201A -D	ASR2100A	ASR2100A-D
Model								
Reader Format	13.56 MHz Mifare Classic (IC)	125 kHz Unique (ID)	13.56 MHz Mifare Classic (IC)	125 kHz Unique (ID)	13.56 MHz Mifare Classic (IC)	125 kHz Unique (ID)	13.56 MHz Mifare Classic (IC)	125 kHz Unique (ID)
Communication	RS485 Wiegand 34/26		RS485 Wiegand 34/26		RS485 Wiegand 34/26		RS485 Wiegand 34/26	
Fingerprint Capacity	—		—		—		—	
Password Input	Supported		—		Supported		—	
Transmission Distance	RS485: 100m/1000m (Separate power supply) Wiegand:40m		RS485: 100m/1000m (Separate power supply) Wiegand:40m		RS485: 100m/1000m (Separate power supply) Wiegand:40m		RS485: 100m/1000m (Separate power supply) Wiegand:40m	
Alarm Types	Tamper		Tamper		Tamper		Tamper	
Keypad	Metal button		—		Touch keypad		—	
Indications	Blue Backlight, Buzzer		Blue Backlight, Buzzer		Blue Backlight, Buzzer		Blue Backlight, Buzzer	
Ingress Protection	IK08		IP66 (Silicon sealant is needed)		IP66 (Silicon sealant is needed)		IP66 (Silicon sealant is needed)	
Working Environment	-10°C~+55°C		-30°C~+70°C		-30°C~+70°C		-30°C~+70°C	
Power Supply	DC9~15 V, 100 mA		DC12V, 0.5A		DC12V, 0.5A		DC12V, 0.5A	

# READER

Readers						
	ASR2101A	ASR2101A-D	ASR2100A-ME	ASR2101A-ME	ASR2102A	ASR2102A-D
Model						
Reader Format	13.56 MHz Mifare Classic (IC)	125 kHz Unique (ID)	13.56 MHz Mifare Classic (IC)/125 kHz Unique (ID)	13.56 MHz Mifare Classic (IC)/125 kHz Unique (ID)	13.56 MHz Mifare Classic (IC)	125 kHz Unique (ID)
Communication	RS485 Wiegand 34/26		RS485 Wiegand 34/26	RS485 Wiegand 34/26	RS485	
Fingerprint Capacity	—		—	—	3000	
Password Input	Supported		—	Supported	—	
Transmission Distance	RS485: 100m/1000m (Separate power supply) Wiegand:40m		RS485: 100m/1000m (Separate power supply) Wiegand:40m	RS485: 100m/1000m (Separate power supply) Wiegand:40m	RS485: 100m/1000m (Separate power supply)	
Alarm Types	Tamper		Tamper	Tamper	Tamper	
Keypad	Touch keypad		—	Touch keypad	—	
Indications	Blue Backlight, Buzzer		Blue Backlight, Buzzer	Blue Backlight, Buzzer	Blue Backlight, Buzzer	
Ingress Protection	IP66 (Silicon sealant is needed)		IP66 (Silicon sealant is needed)	IP66 (Silicon sealant is needed)	IP65 (Silicon sealant is needed)	
Working Environment	-30°C~+70°C		-30°C~+70°C	-30°C~+70°C	-20°C~+65°C	
Power Supply	DC12V, 0.5A		DC12V, 0.5A	DC12V, 0.5A	DC12V, 0.5A	



# STANDALONE TERMINAL

## Standalones





- All-in-one design
- Wiegand and RS485 reader protocol



### Standalones

	ASI2212H-W	ASI2212H-DW	ASI2201H-W	ASI2201H-DW
Model				
Screen	2.4" LCD		2.4" LCD	
Reader Format	13.56 MHZ (IC)	125 KHZ (ID)	13.56 MHZ (IC)	125 KHZ (ID)
Communication	RS485 Wiegand 26/34/66		RS485 Wiegand 26/34	
Interface	USB		USB	
Alarm In/Out	2/1		2/1	
Users	30,000		30,000	
Card Capacity	30,000		30,000	
Fingerprint Capacity	3,000		—	
Record Capacity	150,000		150,000	
Face Capacity	—		—	
User Roles	General, VIP Guest, Patrol Duress		General, VIP Guest, Patrol Duress	
Time Plans	128		128	
Alarm Types	Door Time Out, Intrusion, Duress, Tamper, Anti-pass Back, Illegal Card Exceeding Threshold, Duress Fingerprint		Door Time Out, Intrusion, Duress, Tamper, Anti-pass Back, Illegal Card Exceeding Threshold	
Ethernet	100 Mbps		100 Mbps	
Platform	DSS Pro SmartPSS Lite DMSS		DSS Pro SmartPSS Lite DMSS	
Ingress Protection	IP65 (Silicone sealant is needed)		IP65 (Silicone sealant is needed)	
Working Temperature	-30°C~+65°C		-30°C~+65°C	
Power Supply	12 V DC, 1 A		12 V DC, 1 A	



# STANDALONE TERMINAL

Standalones								
	ASI1212F	ASI1212F-D	ASI1201E	ASI1201E-D	ASI1201A	ASI1201A-D	ASI1202M	ASI1202M-D
Model								
Screen	2.8 " TFT 320x240		—		LCD 128x64		—	
Reader Format	13.56 MHZ Mifare Classic (IC)	125 KHZ (ID)	13.56 MHZ Mifare Classic (IC)	125 KHZ (ID)	13.56 MHZ Mifare Classic (IC)	125 KHZ (ID)	13.56 MHZ Mifare Classic (IC)	125 KHZ (ID)
Communication	RS485 Wiegand 26/34/66		RS485 Wiegand 26/34		RS485 Wiegand 26/34		RS485 Wiegand 26/34/66	
Interface	USB		—		—		USB	
Alarm In/Out	1/1		—		1/2		1/1	
Users	30,000		30,000		30,000		30,000	
Card Capacity	30,000		30,000		30,000		30,000	
Fingerprint Capacity	3,000		—		—		3,000	
Record Capacity	150,000		150,000		150,000		150,000	
Face Capacity	—		—		—		—	
User Roles	General, VIP Guest, Patrol Duress		General, VIP Guest, Patrol Duress		General, VIP Guest, Patrol Duress		General, VIP Guest, Patrol Duress	
Time Plans	128		128		128		128	
Alarm Types	Door Time Out, Intrusion, Duress, Tamper, Anti-pass Back, Illegal Card Exceeding Threshold, Duress Fingerprint		Door Time Out, Intrusion, Duress, Tamper		Door Time Out, Intrusion, Duress, Tamper		Tamper	
Ethernet	10/100Mbps		10/100Mbps		10/100Mbps		10/100Mbps	
Platform	DSS Pro SmartPSS Lite		DSS Pro SmartPSS Lite		DSS Pro SmartPSS Lite		DSS Pro SmartPSS Lite	
Ingress Protection	—		IP67		—		IP65/IK10	
Working Temperature	-10°C~+45°C		-30°C~+55°C		-5°C~+55°C		-30°C~+50°C	
Power Supply	DC 9~15V, 1A		DC12V, 1A		DC9~15V, 200mA		DC 12V, 1A	

## Time Attendance Terminals




- New user-friendly UI
- Fingerprint/RF/Password verification
- USB firmware upgrade
- Export/Import user information via USB
- Local devices generate smart attendance reports

### Time Attendance Terminals

		ASA3213GL-MW	ASA3223A-W
Model			
Access Control Function		Basic	—
System	LCD	4.3" TFT 480 × 272	4.3" TFT 480 × 272
	Camera	2MP CMOS HD dual-lens camera	2MP CMOS HD dual-lens camera
Capacity	User	500	2,000
	Face Template	500	2,000
	Fingerprint Template	—	—
	Record Capacity	150,000	300,000
Reader Format		13,56 MHz Mifare Classic (IC)	—
Battery		—	—
Communication	TCP/IP	Supported	—
	Wi-Fi	Supported	Supported
	RS485	Supported	—
	RS232	—	—
	USB	Supported	Supported
Wiegand		—	—
Alarm		Supported	—
Power Supply		12V 1.5A	12V 1.5A
Dimensions: W × H × D (mm)		116×107×22	115×118×27.1
Operating Temperature		-10°C~+55°C	-10°C~+40°C
Platform Software		SmartPSS Lite	SmartPSS Lite

# STANDALONE TERMINAL

## Time Attendance Terminals

		ASA1222EL	ASA1222EL-S	ASA1222GL	ASA1222GL-D
Model					
Access Control Function		—	—	Lite	
System	LCD	2.4" TFT 320x240	2.4" TFT 320x240	2.4" TFT 320x240	
	Camera	—	—	—	
Capacity	User	1,000	1,000	1,000	
	Face Template	—	—	—	
	Fingerprint Template	2,000	2,000	2,000	
	Record Capacity	100,000	100,000	100,000	
Reader Format		—	—	13.56 MHz Mifare Classic (IC)	125 kHz Unique (ID)
Battery		—	—	2200mAh	
Communication	TCP/IP	—	Supported	Supported	
	Wi-Fi	—	—	—	
	RS485	—	—	—	
	RS232	—	—	—	
	USB	Supported	Supported	Supported	
	Wiegand	—	—	—	
Alarm		—	—	—	
Power Supply		5V 1A	5V 1A	12V/1A	
Dimensions: W × H × D (mm)		175x120x23	175x120x23	181x135x31	
Operating Temperature		-10°C~+55°C	-10°C~+55°C	-10°C~+55°C	
Platform Software		SmartPSS Lite	SmartPSS Lite	SmartPSS Lite	





# ENTRANCE TURNSTILE





## Entrance Turnstile

- Fast passage to prevent congestion
- Supports disabled ultrawide channel customization
- Multi-pair infrared to prevent clamping, ensuring safe passage
- Long product life










### Turnstile











	ASGG5xxT	ASGY5xxB
Model		
Motor	—	brushless servo motor
Cabinet Material	SUS304 1.5mm	SUS304 1.2mm
Detection	—	12 pairs of IR detectors
Lock & Unlock Speed	—	0.7s–2.4s (adjustable)
Passing Frequency	20–40 people/minute	20–60 people/minute
Product Life	3 million times	5 million times
Passage Width	600 mm	600mm
Arm Material	Stainless Steel	Acrylic
RS-232 Port	1	1
Product Dimensions	1200 mm×200 mm×980 mm	1400 mm×280 mm×1000mm
Certifications	CE/FCC/ROHS	CE/FCC/ROHS
Operating Environment	Indoor/Outdoor	Indoor
Operating Temperature	-25°C~+70°C	-25°C~+70°C
Power Supply Mode	AC 100–240V, 50/60HZ	AC 100–240V, 50/60HZ

# ENTRANCE TURNSTILE

Turnstile				
	ASGB8xxX	ASGB8xxY	ASGB6xxX	ASGB6xxK
Model				
Motor	Brushless Servo Motor	Brushless Servo Motor	Brushless Servo Motor	Brushless Servo Motor
Cabinet Material	SUS304 2.0mm	SUS304 1.5mm	SUS304 1.5mm	SUS304 1.5mm
Detection	10 pairs of IR detectors 20 pairs of light curtains	10 pairs of IR detectors 20 pairs of light curtains	12 pairs of IR detectors	12 pairs of IR detectors
Lock and unlock speed	0.6 s–2.4 s, adjustable	0.6 s–1.6 s, adjustable	0.6 s–1.6 s, adjustable	0.5–1.6 s (adjustable)
Passing Frequency	20-60 people/minute	20-40 people/minute	20-40 people/minute	20-60 people/minute
Product Life	5 million times	5 million times	5 million times	5 million times
Passage Width	Standard: 600 mm; Maximum custom passage width: 1,000 mm	Standard: 600 mm; Maximum custom passage width: 1,200 mm	Standard: 600 mm; Maximum custom passage width: 1,000 mm	Standard: 600 mm; Maximum custom passage width: 1,100 mm
Arm Material	Acrylic	Acrylic	Acrylic	Acrylic or stainless steel
RS-232 Port	1	1	1	1
Product Dimensions	1500 mm×120 mm×1000 mm	1500 mm×220 mm×1000 mm	1500 mm×120 mm×1000 mm	1500 mm×200 mm×980 mm
Certifications	CE/FCC/ROHS	CE/FCC/ROHS	CE/FCC/ROHS	CE/FCC/ROHS
Operating Environment	Indoor	Outdoor	Indoor	Outdoor
Operating Temperature	-10°C~+60°C	-25°C~+70°C (When operating temperature is below 0°C, heating module is needed)	-25°C~+70°C (When operating temperature is below 0°C, heating module is needed)	-25°C~+70°C (When operating temperature is below -25°C, heating module is needed)
Power Supply Mode	AC 100–240V, 50/60HZ	AC 100–240V, 50/60HZ	AC 100–240V, 50/60HZ	AC 100–240V, 50/60HZ

# ACCESS CONTROL

Magnetic Locks					Electric Drop-bolt Locks		Mute Locks	Electric Strike Locks	
	DHI-ASF280A	DHI-ASF500A	DHI-ASF280B	DHI-ASF500B	DHI-ASF802	DHI-ASF808	DHI-ASF601A	ASF702	ASF705
Model									
Description	Power on-NC Single Door Relay Input & Output Anti-pull 280kg Working Temperature: -30°C~+60°C DC12V /24V	Power on-NC Single Door Relay Input & Output Anti-pull 500kg Working Temperature: -30°C~+60°C DC12V /24V	Power on-NC Double-door Relay Input & Output Anti-pull 280kg x2 Working Environment: -30°C~+60°C DC12V /24V	Power on-NC Double-door Relay Input & Output Anti-pull 500kg x2 Working Environment: -30°C~+60°C DC12V /24V	Power on-NC Magnetic Auto Lock Door Thickness: >50mm Working Environment: -30°C~+60°C DC12V /24V	Power on-NC Magnetic Auto Lock Door Thickness: 10-12mm Working Environment: -30°C~+60°C DC12V	Power on-NC Power Off-Keep Status Magnetic Auto Lock Door Thickness: >35mm Working Environment: -30°C~+60°C DC12V	Anti-pull 500kg Power Off: locks door DC12V -30°C~+60°C	Anti-pull 500kg Power Off: locks door DC12V -30°C~+60°C

Magnetic Lock Brackets							USB Module			Others
	ASF280L	ASF280U	ASF280ZL	ASF280F	ASF500L	ASF500ZL	Card Enrollment Reader	Fingerprint Enrollment Reader	3-in-1 Enrollment Reader	Door Closers
Model										
Description	Fix magnetic lock on door frame For ASF280A or ASF280B Working Temperature: -30°C~+60°C	Fix magnetic lock plate on glass door Door Thickness: 8-15mm For ASF280A or ASF280B Working Temperature: -30°C~+60°C	Fix magnetic lock and plate For ASF280A or ASF280B Working Temperature: -30°C~+60°C	Fix magnetic lock and plate on glass door Door Thickness: 8-15mm For ASF280A or ASF280B Working Temperature: -30°C~+60°C	Fix magnetic lock on door frame; For ASF500A or ASF500B Working Temperature: -30°C~+60°C	Fix magnetic lock and plate For ASF500A or ASF500B Working Temperature: -10°C~+50°C	USB Communication Working Temperature: -30°C~+60°C	USB Communication FAR≤0.0001% FRR≤0.014% Working Temperature: 0°C~+55°C	USB Communication ID Card, IC Card, Fingerprint Enrollment Reader Working Temperature: -20°C to +65°C	Suitable for any door with frames; opens at 180 degrees

Buttons					Cards					
	Exit Button	Exit Button	Touchless Exit Button	Emergency Exit Button	IC White Card	IC White Card	IC Key Fob	DAHUA Logo Key Fob	ID White Card	ID Key Fob
Model	ASF900	ASF905	ASF908	ASF921	IC-S50	IC-M1	IC-SM	IC-BC	ID-EM	ID-SM
Description	ABS plastic; 86*86*25mm -30°C~+60°C	LED Light Stainless Steel 91*28*25mm DC12V -30°C~+60°C	Infrared Induction Stainless Steel 86*86*25mm DC12V -30°C~+60°C	Plastic 86*86*50mm -30°C~+60°C	Mifare Classic 13.56 MHz Card, NXP chip	Mifare Classic 13.56 MHz Card	Mifare Classic 13.56 MHz Keyfob	Mifare Classic 13.56 MHz Keyfob with Dahua Technology logo	Unique 125 kHz Card	Unique 125 kHz Keyfob

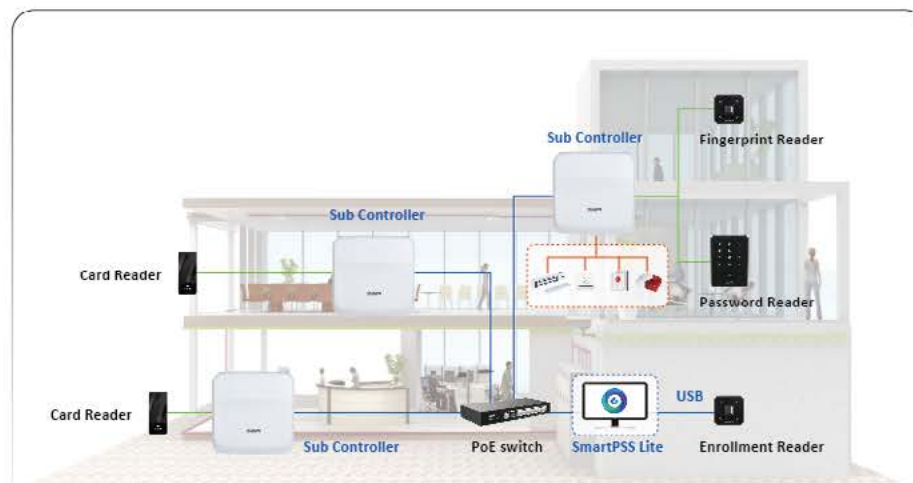
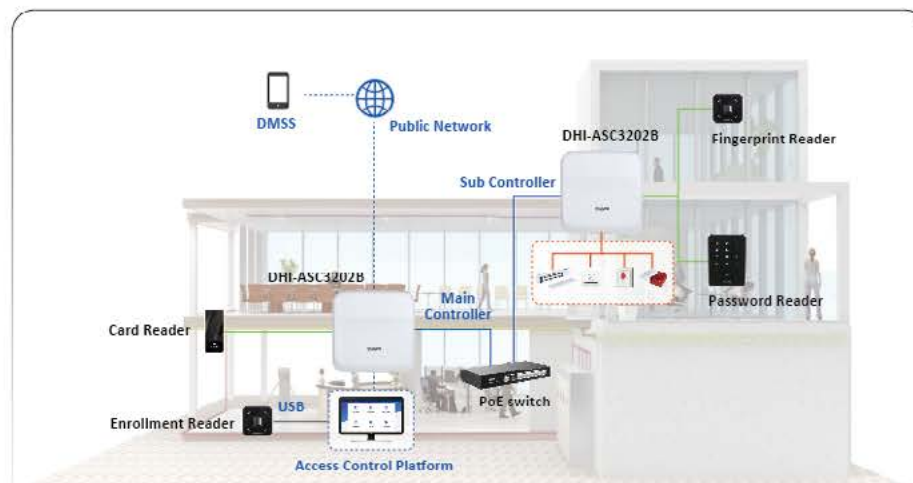
# INSIDER SERIES ACCES CONTROL SOLUTION LAYOUT

## Highlights

- Lightweight System
- Simplified Installation
- Mobile Application

Up to 40 doors

- CAT 5e
- RS485
- I/O



## Recommended Products

### DHI-ASC3202B

- Built in Web server that features main and sub control modes.
- Main mode controller offers access control platform functions, such as device management, user management, access permission assigning, and global alarm linkage setting. It can manage up to 19 sub controllers, 1,000 users, 3,000 fingerprints, and 300,000 records.
- Sub mode controller can be added to access control platform (Main mode/SmartPSS Lite/DSS).
- Multiple interfaces: 2 RS485, 2 Wiegand, 2 lock connectors, 2 alarm inputs, 2 alarm outputs.
- Supplies power to the lock through its 12 VDC output power supply, with a maximum output current of 1,000 mA.
- TCP/IP, PoE



### DHI-ASR2101A-ME

- IC & ID cards, Password
- RS485, Wiegand
- IP66



### DHI-ASR2102A (-D)

- Fingerprint, IC/ID cards
- RS485
- IP65

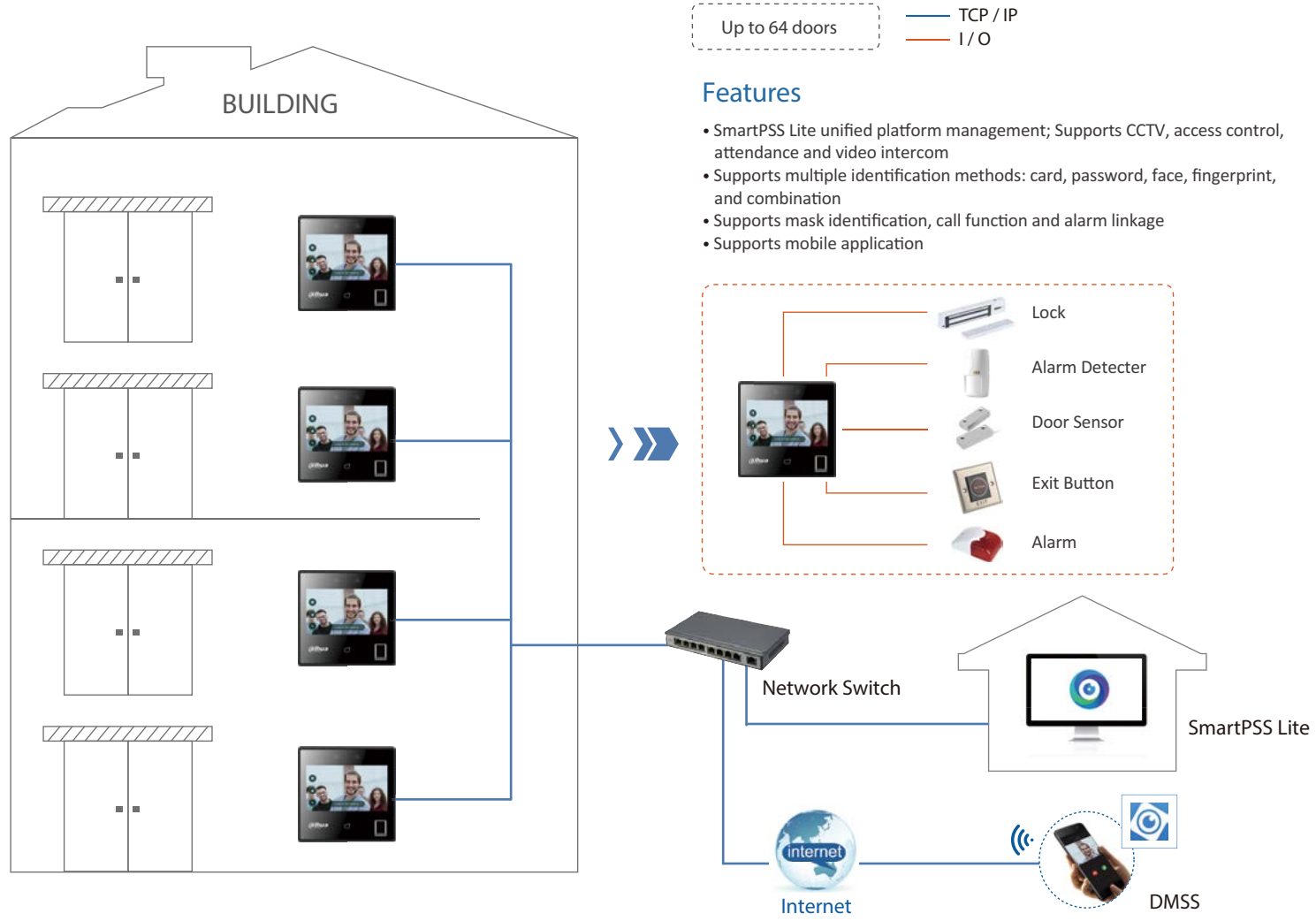


### DHI-ASR1200E (-D)

- IC/ID cards
- RS485, Wiegand
- IP66



# CONTACTLESS RECOGNITION TERMINAL LAYOUT



## Recommended Products



### ASI6213J-MW

- 4.3" touch screen
- 6,000 face image capacity
- 6,000 card capacity
- Wi-Fi
- IP65



### ASI3213G-MW

- 4.3" touch screen
- 1,500 face image capacity
- 1,500 card capacity
- Wi-Fi



### ASI3214A-W

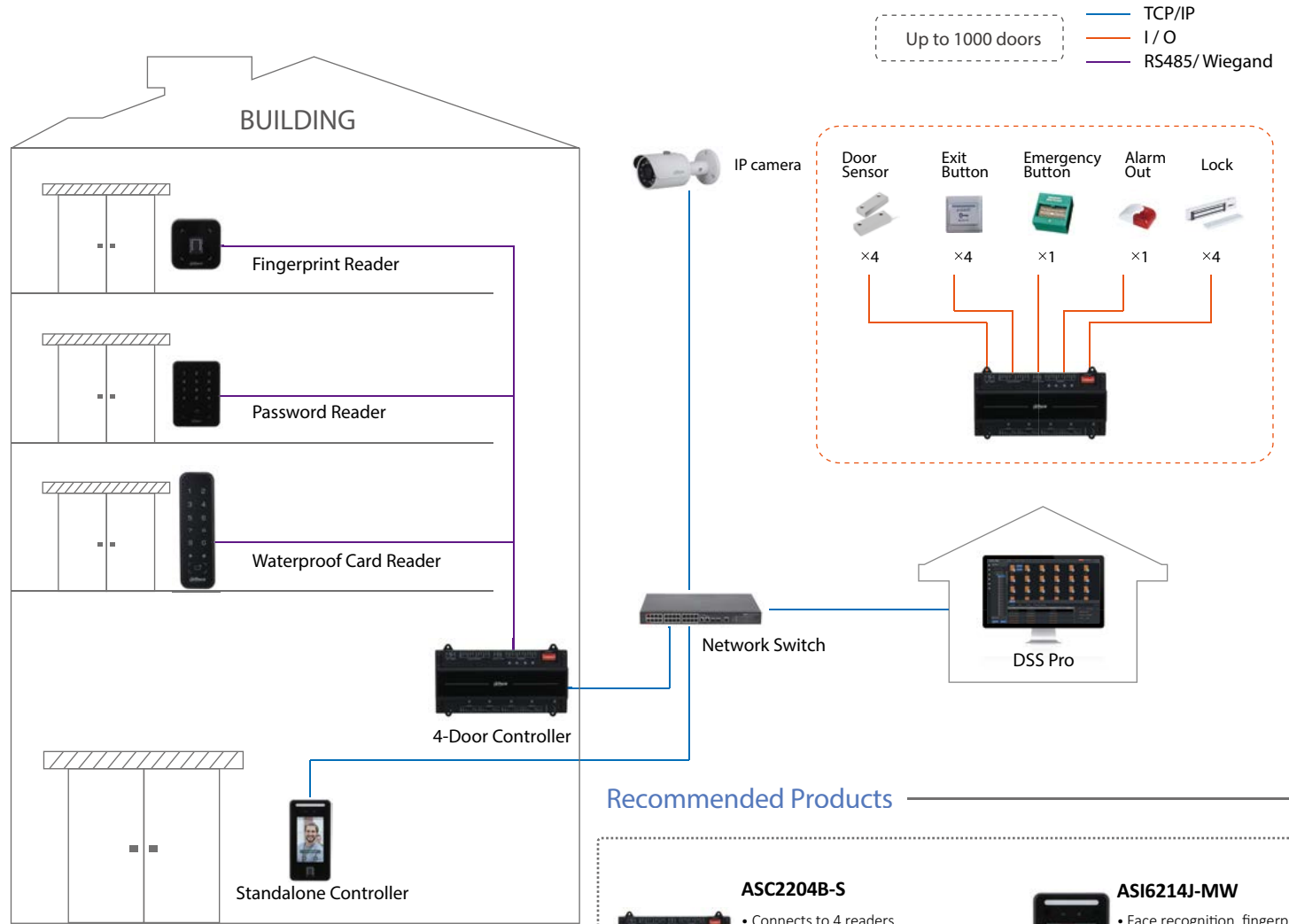
- 4.3" touch screen
- 3,000 face image capacity
- 5,000 card capacity
- 5,000 fingerprint capacity
- Wi-Fi



### ASI3213A-W

- 4.3" touch screen
- 3,000 face image capacity
- 5,000 card capacity
- Wi-Fi

# > ACCESS CONTROL LAYOUT



## Features

- Differential Rights Management
- Reports Management
- Video Linkage
- Multi-door Interlock
- Anti-passback
- Attendance

## Recommended Products

**ASC2204B-S**

- Connects to 4 readers
- 100,000 cards & 500,000 event records
- Wiegand or RS-485 interface

**ASI6214J-MW**

- Face recognition, fingerprint recognition, card swiping, password
- 4.3 inch touchscreen
- Access control and time attendance
- Wiegand input/output, OSDP

**ASR2102A**

- Up to 3,000 fingerprints capacity
- Supports card and fingerprint

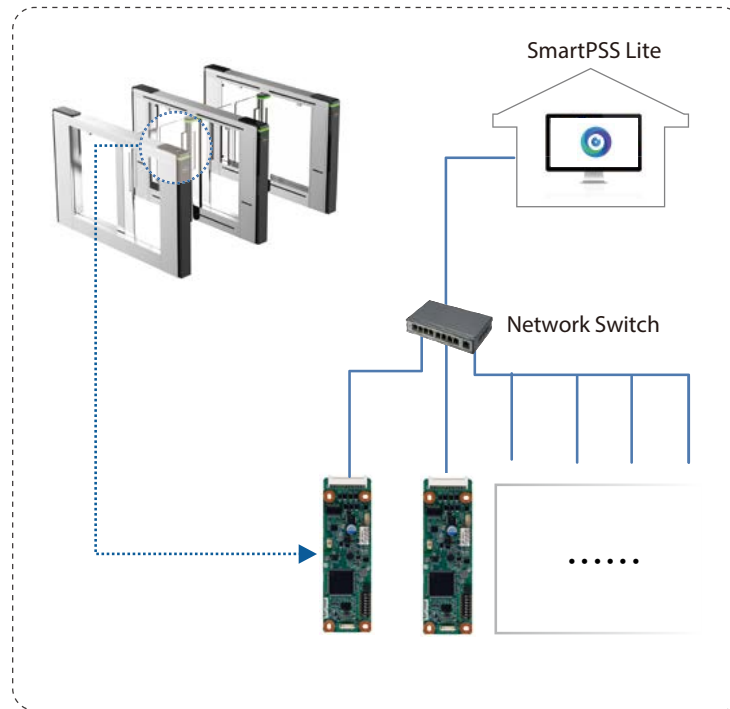
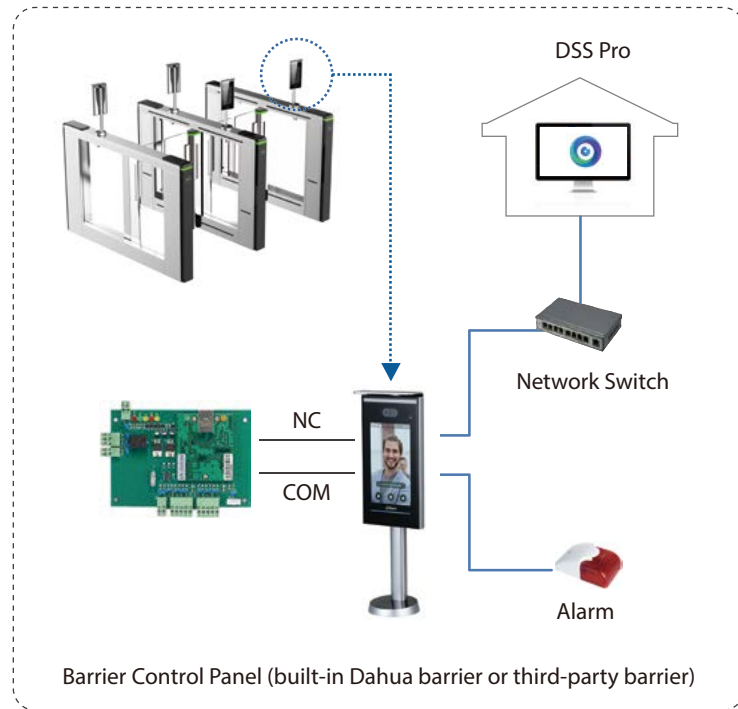
**ASR2101A-ME**

- RS485/Wiegand protocol
- Supports IC and ID

# TURNSTILE SOLUTION LAYOUT

## Features

- 9 passage control modes: 9 different authentication methods for entry and exit that are suitable in different scenarios
- 4 security setting levels: 4 security levels can monitor abnormal behaviors like tailing and intrusion, and provide different type of alarm and barrier control
- Multiple alarm types: Intrusion alarm, tailing alarm, overstaying alarm, climbing over turnstile gate alarm, abnormal unlocking alarm and so on
- Various settings: Light and voice alarm prompt, fire emergency function, entrance memory mode, second and unlock mode and automatic reset function



## Recommended Products



### ASGB8XXX-X Swing Turnstile

- SUS304 2.0 mm casing
- MCBF≥5,000,000
- Maximum 60 people/minute
- 10 pairs of IR detectors
- 20 pairs of light curtains
- -10 °C to +60 °C
- Indoor



### ASGB6XXK-X Swing Turnstile

- SUS304 1.5 mm casing
- MCBF≥5,000,000
- Maximum 60 people/minute
- 12 pairs of IR detectors
- -25°C to +70°C
- Outdoor



### ASGY5XXB-X Flap Turnstile

- SUS304 1.2 mm casing
- MCBF≥5,000,000
- Maximum 60 people/minute
- 12 pairs of IR detectors
- -25°C to +70°C
- Outdoor



### ASGG5XXT Tripod Turnstile

- SUS304 1.5 mm casing
- MCBF≥3,000,000
- Maximum 40 people/minute
- -25°C to +70°C
- Outdoor

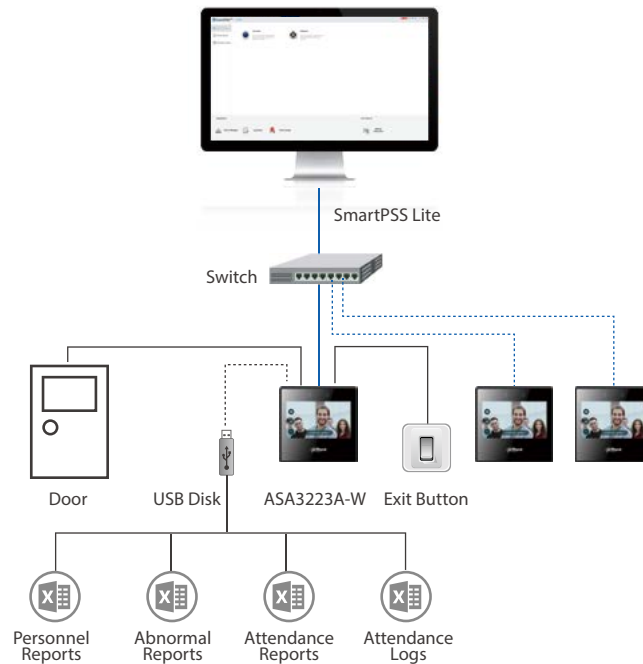
# TIME ATTENDANCE TERMINAL LAYOUT

TCP/IP



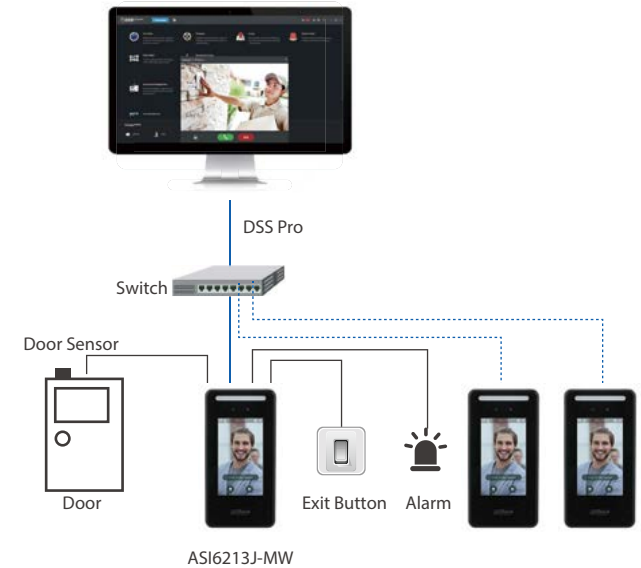
## ASA1222EL

Supports device;  
Generates smart attendance report;  
Supports software;  
Works in standalone.



## ASA3223A-W

Lite access control function is enabled. When working in standalone, it also supports Smart Attendance Report. When working online, the SmartPSS Lite manages some attendance points.



## ASI6213J-MW

Pro access control function, scheduling and access level management, alarm in and out;  
P2P communication, wiegand output for third-party access control system.



## Software

- Supports up to 64 devices
- Data import and export
- Attendance functionality

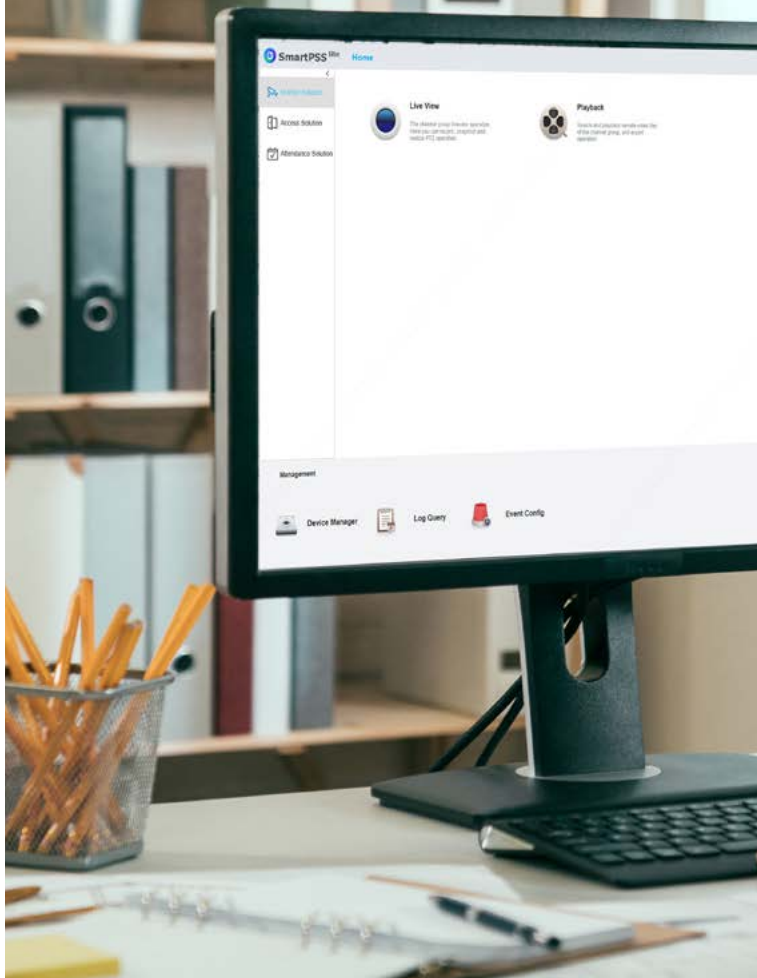
## Software

### SmartPSS Lite V 1.003.0000000.0

Open SDK, free of charge  
Remotely control all doors  
Attendance



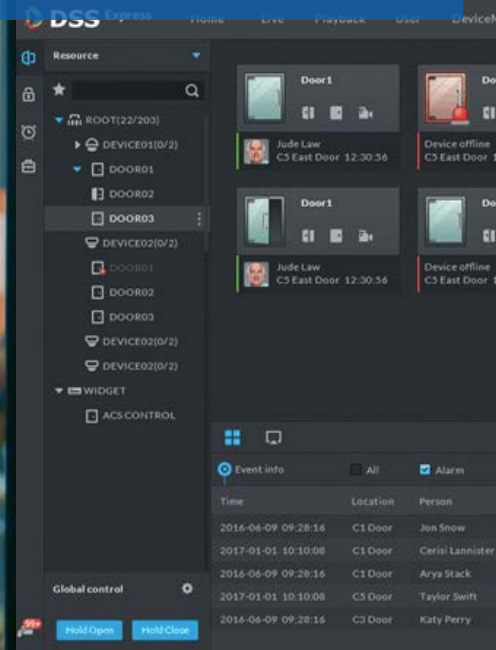
Devices	Supported Devices	Camera, Controller, Access Standalone, Attendance Standalone
	Max Registered Devices	Max 64
	Device Management	Auto Search, Manually Add Devices, Apply Updates, Door Group, Setup, etc.
Door Configuration	Remote Control	Open/Close door
	Open Mode Setup	Face, Card, Fingerprint, Password, Combination
	Door Parameter Setup	Unlock hold time, holiday timezone, etc.; Alarm enabled
	Check Info.	Check IP address, version, user number, record number
	Synchronize Data	Configuration, Record
Functions	P2P Linking, Real-time Monitoring, Video Playback, Event Center, Access Control and Attendance	
Logging	Video Record, Open Record, Alarm Record, Attendance Record, Attendance Collection	
Recommended System Requirements	OS	Windows 7 or later
	CPU	intel® Core™i5-6500
	RAM	8 GB
	Display Resolution	1280 × 800 or higher



# ACCESS CONTROL

## Software

- Supports up to 500 terminals
- Video linkup
- Data import and export
- Attendance functionality



## Software

### DSS Pro

CCTV, access control and time attendance  
in one system (all-in-one platform)  
One server, more clients  
500 terminals / 1,000 doors  
Video linkage  
Fire alarm linkage  
Video recordings of access control



Devices	Supported Devices	Controller, Access Control Standalone Terminal
	Max Registered Devices	500 terminals / 1,000 doors
	Device Management	Auto Search, Manually Add Devices, Apply Updates, Door Group, Setup, etc.
Door Configuration	Remote Control	Open/Close Door
	Open Mode Setup	Face Recognition, Card, Password, Fingerprint, Combination
	Door Parameter Setup	Unlock hold time, holiday timezone, etc.; Alarm enabled
	Check Info	Check IP address, version, user number, record number
	Synchronize Data	Configuration, Record
Advanced Functions	Anti-passback, Multi-door Interlock, Multi-card Opening, Attendance	
Logging	Opening Record, Alarm Record	
Minimum System Requirements	OS	OS for Server: Windows server 2012/ Windows server 2016/ Windows server 2019/ Windows 10 OS for Control Client: Windows 7/ Windows 10/ Windows 11/ Windows server 2008/ Windows server 2012/ Windows server 2016/ Windows server 2019
	HDD	7200 RPM Enterprise Class HDD 1 TB, 500 GB free space for DSS
	CPU	Intel Xeon E-2224 3.4 GHz, 8 MB cache
	RAM	8GB
	Display Resolution	1280x1024


# ALARM



# Controller

- High performance controllers are embedded with Linux OS, ensuring high reliability
- The whole series can be used in various applications
- Alarm combined with CCTV can effectively minimize the probability of missed alarms and false alarms

# WIRED CONTROLLER

Wired Controller	
	3 Series General Controller
	ARC3008C
Model	
Onboard Alarm Input	8
Expansion Alarm Input	64
Onboard Alarm Output	2
Expansion Alarm Output	80
Expansion Bus	RS485
Keypad	8
Card Reader	4
Keypad User	Up to 100 users, 7 user levels (Supervisor, Manager, Master, User, Temporary, Duress and Patrol)
Area	8
Event Buffer	1,000
Wireless Networking	GPRS/3G/4G (Via expansion module ARA58-G/ARA58-F)
SMS Notification	Up to 8 phone numbers for receiving SMS notification from the Controller
Phone Call	Up to 8 phone numbers for receiving Calling notification from the Controller
Access Configuration	Keypad and ConfigTool
Arm/Disarm Method	Keypad, DMSS, DSS, Schedule, IC Card (Up to 100 cards, used with the Card Reader), SMS (Used with ARA58-G/ARA58-F)
Tamper Switch	1
Network Port	1 RJ-45 10M/100M self-adaptive Ethernet port
Storage Battery	12VDC/7Ah
Certificates	CE, EN50131 Grade 2
Dimensions	275×275×77 mm
Operating Environment	-10°C to +55°C (+14°F~+131°F), 10%~90% (RH)
Power Supply	AC 110-220V, 50/60HZ

# WIRED CONTROLLER

## Wired Controller






	ARC2008C/ARC2016C	ARC9016C
Model		
Onboard Alarm Input	8/16	16
Expansion Alarm Input	64	240
Onboard Alarm Output	4	4
Expansion Alarm Output	80	252
Expansion Bus	RS485	RS485 and MBUS
Keypad	32	
Card Reader	Up to 200 users, 4 user levels (Administrator, Installer, Manufacturer and Operator)	
Keypad User	64 (For web access and management)	
Area	8	
Event Buffer	20,000	
Wireless Networking	GPRS/3G/4G (Via expansion module ARA58-G/ARA58-F)	
SMS Notification	Up to 6 phone numbers for receiving SMS notification from the Controller	
Phone Call	Up to 6 phone numbers for receiving Calling notification from the Controller	
Access Configuration	Web and Keypad	
Arm/Disarm Method	Keypad, Web, DSS, Schedule, Keyfob (Up to 32 ARA24-W2, used with the Keypad ARK50C (-R)), IC Card (Used with the Keypad ARK50C-R), SMS (Used with ARA58-G/ARA58-F)	
Tamper Switch	1	
Network Port	2 × RJ-45 10/100 self-adaptive Ethernet ports	
Storage Battery	12VDC/7Ah	
Certificates	FCC, CE	
Dimensions	275×74.8×275 mm	
Operating Environment	-10°C to +55°C (+14°F ~+131°F), 10% ~ 90% (RH)	
Power Supply	AC 100-240V, 50/60HZ	

# WIRED DETECTOR







## Wired Detector






	Pet Immunity PIR Detector	Ceiling PIR Detector	Triple-tech PIR Detector	Outdoor Triple-tech PIR Detector	Triple-tech Ceiling PIR Detector	Curtain PIR Detector (86 box)
	DH-ARD1233	DH-ARD1111C	LH-928BC	LH-650IC	DH-ARD2111C	DH-ARD1612
Model						
Detecting Range/Angle	12m/90°	6m/360°	12m/90°	12m/110°	8m/360°	6m/15°
Microwave Frequency	-	—	10.525GHz	10.525GHz	10.525GHz	—
Mounting Type	Wall Mount	Ceiling Mount	Wall Mount	Wall Mount	Ceiling Mount	Ceiling/Wall Mount
Installation Height	2.2m	2.5-3.6m	2.2m	2.2m	2.5-3.6m	<3.6m
Pet Immunity	-	—	35kg	35kg	—	—
Relay Output	N.C./N.O. options	N.C.	N.C./N.O. options	N.C./N.O. options	N.C./N.O. options	N.C./N.O. options
Tamper Switch	N.C.	N.C.	N.C.	N.C.	N.C.	N.C.
Material	ABS plastic	ABS plastic	ABS plastic	ABS plastic	ABS plastic	ABS plastic
Working Temperature	-10°C to +55°C	-10°C~+50°C	-10°C~+50°C	-10°C~+50°C	-10°C~+50°C	-10°C~+50°C
Dimensions	45 mm × 35 mm × 99 mm	116mm×28.2mm	120mm×60mm×40.6mm	129.8mm×62.7mm×51.4mm	135mm×38mm	80mm×34.5mm×28mm
Power Requirements	DC9-24V, 25mA	DC9-16V, 20mA	DC9-16V, 30mA	DC9-16V, 30mA	DC12-24V, 35mA	DC9-16V,20mA

# WIRED DETECTOR

Wired Detector		Wired Detector				
	Quad Beam Detector		Glass Break Detector	Wooden Door/ Window Contact	Iron Door Contact	Smoke Detector
Model	LHP-200Q		DH-ARD511	DH-ARD313	DH-ARD312	FAD201A
						
Distance	200m	Detecting Range/Angle	5m/9m options	>20mm	>40mm	>60mm
Beams	4	Mounting Type	Ceiling/Wall Mount	Surface Mount	Surface Mount	Ceiling/Wall Mount
Detection System	4 beams cut simultaneously	Relay Output	N.C.	N.C.	N.C.	N.O.
Relay Output	N.C./N.O. options	Tamper Switch	N.C.	—	—	—
Tamper Switch	N.C.	Material	ABS plastic	ABS plastic	Plated metal	ABS plastic
Ingress Protection	IP55 (outdoor)	Working Temperature	-10°C~+80°C	-10°C~+50°C	-10°C~+50°C	-10°C~+50°C
Axis Rotation Angle	Horizontal: 180 (±90°) Vertical: 20 (±10°)	Dimensions	92mm×67mm×26.4mm	63.5mm×12.5mm×12.5mm	50mm×18mm×10mm	103mm×104mm×46mm
Material	ABS plastic	Power Requirements	DC9-16V, 150mA	<DC100V, 500mA	<DC100V, 500mA	DC9V-DC15V
Working Temperature	-25°C~+55°C					
Dimensions	345mm×110mm×105mm					
Power Requirements	DC12-24V, 35mA					

# WIRED ACCESSORIES

Wired Accessories						
Name	Indoor Siren	Outdoor Siren	Keypad	Panic Button (86 box)	Emergency Button	Detector Bracket
Model	DH-ARA11	DH-ARA16	ARK30C	DH-ARD811	DH-ARD812	DH-ARA31A
Appearance						
Description	105 dB/m 200/minute DC9-15V, 300mA	105 dB/m DC9-15V, 300mA	RS485 protocol LCD screen Wall mount DC12V, 200mA Works with ARC3008C	N.C./N.O. options ABS material 85mmx85mmx33mm	N.C./N.O. options 53.6mmx36mmx27mm	Multi-angle adjustable (120°) ABS material

Wired Accessories					
Name	8 Relay Output Expansion Module (RS485)	8 Input & 2 Relay Output Expansion Module (RS485)	1-zone Expansion Module (M-Bus)	2-zone Expansion Module (M-Bus)	8-zone Expansion Module
Model	ARM708-RS	ARM808-RS	DHI-ARM801	DHI-ARM802	DHI-ARM808
Appearance					
Description	Relay Output: 8 Relay Capacity: DC30V/500mA Power: DC12V 150mA Works with ARC3008C/ARC2008C/ ARC2016C/ARC9016C	Alarm Input: 8 Relay Output: 2 Relay Capacity: DC30V/500mA Power: DC12V 100mA Works with ARC3008C/ARC2008C/ ARC2016C/ARC9016C	Alarm Input: 1 Power: Powered by Control Panel via M-Bus Works with ARC9016C	Alarm Input: 2 Power: Powered by Control Panel via M-Bus Works with ARC9016C	Alarm Input: 8 Relay Output: 1 Relay Capacity: 125VAC, 0.5A/30VDC, 2A Power: Powered by Control Panel via M-Bus Works with ARC9016C

Wired Accessories					
Name	1 Input & 1 Relay Output Expansion Module	PSTN Module	2G Module	4G Module	4G Module
Model	DHI-ARM911	ARA58-P	ARA58-G	ARA58-F-EN	ARA58-F-AUX
Appearance					
Description	Alarm Input: 1 Relay Output: 1 Relay Capacity: 125VAC, 0.5A/30VDC, 2A Power: Powered by Control Panel via M-Bus Works with ARC9016C	Supports PSTN access Works with ARC2008C/ARC2016C/ ARC3008C/ARC9016C	Supports SMS, Phone Call, GPRS network access Operating frequency: GSM850/GSM900/ DCS1800/PCS1900MHz Works with ARC2008C/ARC2016C/ ARC3008C/ARC9016C	Supports SMS, Phone Call, 4G network access GSM: 900/1800MHz WCDMA: B1/B5/B8 LTE-FDD: B1/B3/B5/B7/B8/B20 LTE-TDD: B38/B40/B41 Works with ARC2008C/ARC2016C/ ARC3008C/ARC9016C	Supports SMS, Phone Call, 4G network access GSM: 850/900/1800/1900 MHz WCDMA: B1/B2/B5/B8 LTE-FDD: B1/B2/B3/B4/B5/B7/B8/B28 LTE-TDD: B40 Works with ARC2008C/ARC2016C/ ARC3008C/ARC9016C




# WIRELESS CONTROLLER

## AirShield Wireless Security System


Featuring easy installation, stable connectivity, user-friendly mobile management and other advanced functions, the system provides modern residences and commercial buildings with tangible protection through invisible connection.





### Security Control Panel

	Wi-Fi Hub	
	ARC3000H-W2	ARC3000H-W2(868)
Model		
Carrier Frequency	433.1 MHz – 434.6 MHz	868.0 MHz – 868.6 MHz
Wireless Peripheral	Up to 150 peripherals (includes up to 6 sirens, 4 repeaters, 8 keypads, 8 PIR-Cam, 64 keyfobs, 150 detectors)	
Communication Distance	Up to 2,000m in an open space	
2-way Communicaton	Supported	
Frequency Hopping	Supported	
Encryption Algorithm	AES128	
Networking Methods	Ethernet, Wi-Fi	
SMS Notification	—	
Calling Notification	—	
Arm/Disarm Method	App, Keyfob, Keypad, Schedule, IC Card (Used with the Keypad)	
User	1 installer, 1 admin, 6 users	
Area	32	
Remote Upgrade	Cloud update	
Installation	Indoors, Wall Mount, Desktop	
Power Supply	12 V DC, 1.5 A	
Storage Battery	Built-in lithium battery	
Battery Life	Up to 12 hours	
Operating Temperature	-10°C to +55°C	
Operating Humidity	10% ~ 90% (RH)	
Dimensions (L × W × H)	163.0 mm × 163.0 mm × 32.0 mm	
Casing	PC + ABS	
Certificates	FCC, CE	CE, EN50131 Grade 2



# WIRELESS CONTROLLER

Wireless Controller				
	2G Hub		4G Hub	
	ARC3000H-GW2	ARC3000H-GW2(868)	ARC3000H-FW2	ARC3000H-FW2(868)
Model				
Carrier Frequency	433.1 MHz – 434.6 MHz	868.0 MHz – 868.6 MHz	433.1 MHz – 434.6 MHz	868.0 MHz – 868.6 MHz
Networking Methods	Ethernet, Wi-Fi, GPRS		Ethernet, Wi-Fi, 4G/3G/GPRS	
Wireless Peripheral	Up to 150 peripherals (includes up to 6 sirens, 4 repeaters, 8 keypads, 8 PIR-Cam, 64 keyfobs, 150 detectors)			
Communication Distance	Up to 2,000m in an open space			
2-way Communicaton	Supported			
Frequency Hopping	Supported			
Encryption Algorithm	AES128			
SMS Notification	Supported (up to 5 phone numbers)			
Calling Notification	Supported (up to 5 phone numbers)			
Arm/Disarm Method	App, Keyfob, Keypad, Schedule, IC Card (Used wth the Keypad)			
User	1 installer, 1 admin, 6 users			
Area	32			
Remote Upgrade	Cloud update			
Installation	Indoors, Wall Mount, Desktop			
Power Supply	12 V DC, 1.5 A			
Storage Battery	Built-in lithium battery			
Battery Life	Up to 12 hours			
Operating Temperature	-10°C~+55°C			
Operating Humidity	10% ~ 90% (RH)			
Dimensions (L × W × H)	163.0 mm×163.0 mm×32.0 mm			
Casing	PC + ABS			
Certificates	FCC, CE	CE, EN50131 Grade 2	FCC, CE	CE, EN50131 Grade 2



# WIRELESS DETECTOR

Wireless Detector				
	PIR		Magnetic Contact	
	ARD1233-W2	ARD1233-W2 (868)	ARD323-W2	ARD323-W2 (868)
Model				
Carrier Frequency	433.1 MHz~434.6 MHz	868.0 MHz~868.6 MHz	433.1 MHz~434.6 MHz	868.0 MHz~868.6 MHz
Communication Distance	Up to 1,200m in an open space	Up to 1,600m in an open space	Up to 1,000m in an open space	Up to 1,200m in an open space
2-way Communicaton	Supported		Supported	
Frequency Hopping	Supported		Supported	
Encryption Algorithm	AES128		AES128	
Detection Range/Angle	12m/90° (with installation height of 2.2m)		Up to 40mm	
Sensor	Dual-element low-noise PIR sensor		Reed Switch	
Detection Speed	0.3 m/s~3 m/s		—	
Sensitivity	3 levels (adjustable)		—	
Pet Immunity	≤ 18 kg		—	
External Zone	—		1-channel external NO dry contact input	
Button	1 power button		1 power button	
Remote Upgrade	Cloud update		Cloud update	
Low Battery Alarm	Supported		Supported	
Temperature Measurement	Supported		Supported	
Installation	Indoors, Wall Mount		Indoors, Non-metal Doors/Windows, Surface Mount	
Power Supply	CR123A battery		CR123A battery	
Battery Life	4 years		5 years	
Operating Temperature	-10°C~+55°C		-10°C~+55°C	
Operating Humidity	10% ~ 90% (RH)		10% ~ 90% (RH)	
Dimensions (L × W × H)	104.0 mm×60.0 mm×50.0 mm		100.2mm×20.8mm×20.3mm	
Casing	PC + ABS		PC + ABS	


# WIRELESS DETECTOR

Wireless Detector				
	PIR-Cam		Smoke Detector	
	DHI-ARD1731-W2	DHI-ARD1731-W2(868)	DHI-HY-SA21A-W2	DHI-HY-SA21A-W2(868)
Model				
Carrier Frequency	433.1 MHz – 434.6 MHz	868.0 MHz – 868.6 MHz	433.1 MHz – 434.6 MHz	868.0 MHz – 868.6 MHz
Communication Distance	RF: Up to 1,200m in an open space	RF: Up to 1,600m in an open space	Up to 1,000m in an open space	Up to 1,000m in an open space
	RF-HD: Up to 300m in an open space	RF-HD: Up to 300m in an open space		
2-way Communicaton	Supported		Supported	
Frequency Hopping	Supported		Supported	
Encryption Algorithm	AES128		AES128	
Detection Range/Angle	12m/86° (with installation height of 2.2m)		20m2 – 40m2 (when the height of the space is less than 8m)	
Sensor	Built-in 2 MP CMOS image sensor		Split-spectrum photoelectric sensor	
Detection Speed	0.3 m/s – 3 m/s		—	
Sensitivity	3 levels (adjustable)		Not supported	
Pet Immunity	≤18 kg		—	
Button	1 power button		1 test/silence button	
Remote Upgrade	Cloud update		Cloud update	
Low Battery Alarm	Supported		Supported	
Temperature Measurement	Supported		—	
Installation	Wall Mount		Ceiling Mount	
Power Supply	CR123A*3		CR123A	
Battery Life	4 years (if triggered twice a week with a battery efficiency of 70%)		3 years	
Operating Temperature	-10°C to +55°C		-10°C~+55°C	
Operating Humidity	10%–90% (RH)		≤ 95% (RH)	
Dimensions	127.6 mm×71.0 mm×53.2 mm (L×W×H)		φ98 mm×H43.1 mm	
Casing	PC + ABS		ABS	



# WIRELESS ACCESSARY

Wireless Accessary				
	Siren		Key Fob	
	ARA12-W2	ARA12-W2 (868)	ARA24-W2	ARA24-W2 (868)
Model				
Carrier Frequency	433.1 MHz~434.6 MHz	868.0 MHz~868.6 MHz	433.1 MHz~434.6 MHz	868.0 MHz~868.6 MHz
Communication Distance	Up to 800m in an open space	Up to 1,000m in an open space	Up to 500m in an open space	Up to 900m in an open space
2-way Communicaton	Supported		Supported	
Frequency Hopping	Supported		Supported	
Encryption Algorithm	AES128		AES128	
Sound Pressure	≥ 105 ±3 dB\1M (3 levels, adjustable)		—	
Button	1 × power button		4 (Home, Away, Disarm, and SOS)	
Remote Upgrade	Cloud update		Cloud update	
Low Battery Alarm	Supported		Supported	
Temperature Measurement	Supported		—	
Installation	Indoors, Wall/Ceiling Mount		Portable	
Power Supply	2× CR123A batteries		CR2032 battery	
Battery Life	2.5 years		5 years	
Operating Temperature	-10°C~+55°C		-10°C~+55°C	
Operating Humidity	10%~90% (RH)		10%~90% (RH)	
Dimensions (L × W × H)	81.0 mm×81.0 mm×26.0 mm		60.0 mm×39.5 mm×15.0 mm	
Casing	PC + ABS		PC + ABS	



# WIRELESS ACCESSARY

Wireless Accessary				
	Keypad		Repeater	
	DHI-ARK30T-W2	DHI-ARK30T-W2(868)	DHI-ARA43-W2	DHI-ARA43-W2(868)
Model				
Carrier Frequency	433.1 MHz – 434.6 MHz	868.0 MHz – 868.6 MHz	433.1 MHz – 434.6 MHz	868.0 MHz – 868.6 MHz
Communication Distance	Up to 1,200m in an open space	Up to 1,600m in an open space	Up to 1,000m in an open space	Up to 1,600m in an open space
2-way Communicaton	Supported		Supported	
Frequency Hopping	Supported		Supported	
Encryption Algorithm	AES128		AES128	
Buzzer	1 built-in buzzer		-	
Button	15 buttons (0-9, *, #, arm, disarm, and home arm)		1 power button	
Remote Upgrade	Cloud update		Cloud update	
Low Battery Alarm	Supported		Supported	
Temperature Measurement	Supported		-	
Installation	Wall Mount		Wall Mount, Desktop	
Power Supply	4 AA batteries		12 VDC, 1.5 A	
Battery Life	3 years (if the device is used to arm and disarm once a day)		Battery standby time: 35 h	
Operating Temperature	-10°C to +55°C		-10°C~+ 55°C	
Operating Humidity	10% ~ 90% (RH)		10% ~ 90% (RH)	
Dimensions (L × W × H)	146.0 mm×82.0 mm×22.6 mm		163.0 mm×163.0 mm×32.0 mm	
Casing	PC + ABS		PC + ABS	

# WIRELESS ACCESSORY

Wireless Accessory				
	External Siren		Input Expander	
	DHI-ARA13-W2	DHI-ARA13-W2(868)	DHI-ARM310-W2	DHI-ARM310-W2(868)
Model				
Carrier Frequency	433.1 MHz – 434.6 MHz	868.0 MHz – 868.6 MHz	433.1 MHz – 434.6 MHz	868.0 MHz – 868.6 MHz
Communication Distance	Up to 1,200m in an open space	Up to 1,600m in an open space	Up to 1,000m in an open space	Up to 1,200m in an open space
2-way Communicaton	Supported		Supported	
Frequency Hopping	Supported		Supported	
Encryption Algorithm	AES128		AES128	
Sound Pressure	110 dB		—	
Button	1 power button		1 power button	
Remote Upgrade	Cloud update		Cloud update	
Low Battery Alarm	Supported		Supported	
Temperature Measurement	-		Supported	
Installation	External, Wall Mount		Bracket Mount	
Power Supply	4 CR123A batteries		CR123A battery	
Battery Life	3.4 years (if triggered fortnightly and the alarm sounds for 120s each time with a battery efficiency of 80%)		NO: 5 years; NC: 2 years	
Operating Temperature	-25°C~+ 60°C		-10°C~+ 55°C	
Operating Humidity	10% ~ 90% (RH)		10% ~ 90% (RH)	
Dimensions (L × W × H)	200 mm×200 mm×52.5 mm		100.2mm×20.8mm×20.3mm	
Casing	PC + ABS		PC + ABS	

# WIRELESS ACCESSORY

Wireless Accessory				
	Panic Button (Single)		Panic Button (Dual)	
	DHI-ARD821-W2	DHI-ARD821-W2(868)	DHI-ARD822-W2	DHI-ARD822-W2(868)
Model				
Carrier Frequency	433.1 MHz – 434.6 MHz	868.0 MHz – 868.6 MHz	433.1 MHz – 434.6 MHz	868.0 MHz – 868.6 MHz
Communication Distance	Up to 800m in an open space	Up to 1,200m in an open space	Up to 800m in an open space	Up to 1,200m in an open space
2-way Communicaton	Supported		Supported	
Frequency Hopping	Supported		Supported	
Encryption Algorithm	AES128		AES128	
Indicator Light	1 for multiple statuses		1 for multiple statuses	
Button	1		2	
Remote Upgrade	Cloud update		Cloud update	
Low Battery Alarm	Supported		Supported	
Temperature Measurement	-		-	
Installation	Wall Mount; Portable		Wall Mount; Portable	
Power Supply	1 × CR2032		1 × CR2032	
Battery Life	5 years (if used twice a week)		5 years (if used twice a week)	
Operating Temperature	-10°C~ +55°C		-10°C~+ 55°C	
Operating Humidity	10% ~ 90% (RH)		10% ~ 90% (RH)	
Dimensions (L × W × H)	55 mm×36 mm×14.2 mm		55 mm×36 mm×14.2 mm	
Casing	PC + ABS		PC + ABS	



# ENABLING A SAFER SOCIETY AND SMARTER LIVING

## Dahua CEE & Nordic

Tel: +48 223957400  
Email: dh.cen@dahuatech.com

## Dahua Technology Poland SP.ZO.O

Tel: +48 223957400  
Email: biuro.pl@dahuatech.com

## Dahua Technology SRB D.O.O

Tel: +38 1 (11) 4429999  
Email: dh.srb@dahuatech.com

## Dahua Technology Denmark Aps

Email: Nordic.ne@dahuatech.com

## Dahua Technology Hungary LTD

Tel: +36 17899852  
Email: sales.hu@dahuatech.com

## Dahua Technology Bulgaria EOOD

Tel: +35929950013  
Support: support.bg@dahuatech.com

## Dahua Technology SRL

Email: marketing.ro@dahuatech.com

## Dahua Technology Czech.s.r.o.

Tel: +420 225 986 001  
Email: admin.cz@dahuatech.com

## Dahua Güvenlik Teknolojileri Sanayi ve Ticaret A.S.

Email: sales.tr@dahuatech.com

## Dahua Technology Middle East FZE

Email: info.me@dahuatech.com

## Dahua Technology Mexico S.A. DE C.V.

Tel: +52 55 67231936  
Email: sales.mx@dahuatech.com  
Support: support.mx@dahuatech.com

## Dahua Technology Colombia S.A.S.

Tel: +57 6013106176  
Email: marketing.co@dahuatech.com  
Support: support.co@dahuatech.com

## Dahua Technology Perú S.A.C

Tel: +511 500-8555  
Email: sales.pe@dahuatech.com  
Support: support.pe@dahuatech.com

## Dahua Technology Chile SpA

Tel: +56 232705421  
Email: sales.cl@dahuatech.com  
Support: support.chile@dahuatech.com

## Dahua Technology Argentina S.A.

Email: project.ar@dahuatech.com

## Dahua Technology Panama S.A.

Email: sales.pa@dahuatech.com  
Support: support.pa@dahuatech.com

## Dahua Brazil

Tel: +55 11 32511871  
Suporte Técnico: suporte.br@dahuatech.com  
Vendas: comercial.br@dahuatech.com

## Dahua Technology USA Inc.

Tel: +1 (949) 679-7777  
Email: sales.usa@dahuatech.com  
Support: support.usa@dahuatech.com

## Dahua Technology Canada

Tel: +1 877-606-1590  
Email: sales.usa@dahuatech.com  
Support: support.usa@dahuatech.com

## Dahua Europe BV

Tel: +31 (0) 85-0715700  
Email: sales.benelux@dahuatech.com  
Support: support.benelux@dahuatech.com

## Dahua Iberia, S.L.

Tel: +34 917649862  
Email: sales.iberia@dahuatech.com  
Support: support.iberia@dahuatech.com

## Dahua Technology Italy s.r.l.

Tel: +39 02 99912900  
Email: info.italy@dahuatech.com  
Support: support.italy@dahuatech.com

## Dahua Technology GmbH

Tel: +49 211 2054 4120  
Email: sales.de@dahuatech.com  
Support: support.de@dahuatech.com

## Dahua Technology France

Tel: +33 (0) 1 48 53 70 53  
Email: sales.france@dahuatech.com  
Support: support.france@dahuatech.com

## Dahua Singapore

Tel: +65 65380952  
Email: sales.sg@dahuatech.com

## Dahua Malaysia

Tel: +60376620732  
Email: sales.my@dahuatech.com

## Dahua Indonesia

Tel: +62278933330  
Email: sales.id@dahuatech.com  
Support: support.id@dahuatech.com

## Dahua Australia

Tel: +61 290306000  
Email: sales.oc@dahuatech.com

## Dahua New Zealand

Tel: +64 09 2823467  
Technical Hotline: 0800 854 857  
Email: Dahua\_NZ@dahuatech.com

## Dahua Philippines

Email: Dahua\_Philippines@dahuatech.com

## Dahua Russia (Dahua Technology Rus LLC.)

Tel: 8 (800) 707-67-66  
Email: info.ru@dahuatech.com

## Dahua Kazakhstan (Dahua Technology Kazakhstan LLP)

Tel: +7 727 3110838  
Email: sales.kz@dahuatech.com

## Dahua Uzbekistan (OOO "Dahua Vision")

Tel: +998 781488666

## Dahua Technology Ukraine Office

Tel: +380674011526  
Email: dahua.ukraine@dahuatech.com

## Dahua Technology UK Limited

Tel: +44 (0) 1628 613 500  
Email: sales.uk@dahuatech.com  
Support: support.uk@dahuatech.com

## Dahua Technology South Africa (Pty) Ltd | Head Office

Office Line: +27 10 593 3242  
WhatsApp Business Help-Line: +27 84 072 9260  
Toll-Free Help-Line: 080 099 0064  
Email: sales.za@dahuatech.com  
Support: support.za@dahuatech.com

## Dahua Technology Nigeria Representative Ltd.

Email: Westafrica@dahuatech.com

## Dahua Thailand

Tel: +66 2541 5188  
Email: info.th@dahuatech.com

## Dahua Republic of Korea

Tel: +82-2-6486-8889  
Email: sales.kr@dahuatech.com

## Dahua Vietnam

Tel: +84 24 3202 6616  
Email: DH\_VIET@dahuatech.com

## Dahua Technology Japan

Tel: +81-3-6661-6818  
Fax: +81-3-6661-6857  
Email: Dahua\_Japan@dahuatech.com

## Dahua Technology India Private Limited

Tel: +91 124 4569100  
Email: sales.india@dahuatech.com

\* Design and specifications are subject to change without notice.

Ver. 2, Dec 2022

## DAHUA TECHNOLOGY

Add: No.1399 Binxing Road, Binjiang District, Hangzhou, China. 310053  
Email: overseas@dahuatech.com  
Website: www.dahuasecurity.com



YouTube



LinkedIn



Partner App



Website