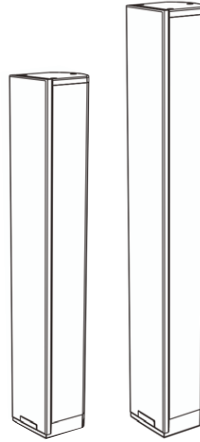
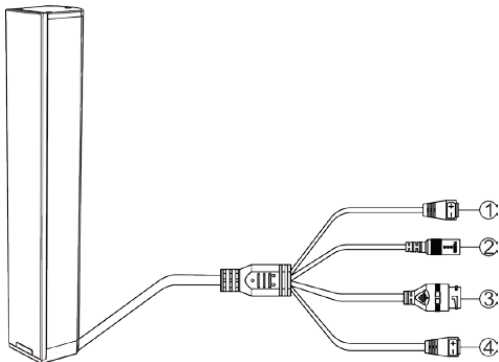


DH-ILP-07-30W

Sip Column loudspeaker



Hardware interface introduction



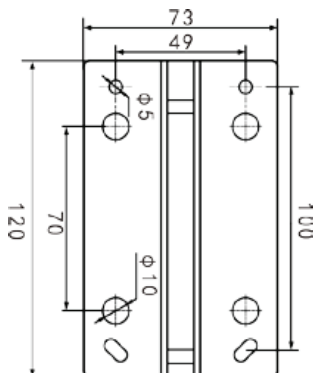
①Line input interface (2P green detachable terminal)

②Power input interface DC24V

③Network interface

Network indicator status: no light if not connecting network; Slowly flash if connecting network ; Fast flash when receiving broadcast.

④Alarm in interface(2P black detachable terminal):When there is alarm signal in and the speaker is offline, the speaker will automatically broadcast the audio file under FTP>[Ringtone]-[ShortIn]



SIP column loudspeaker configuration

(1) Use a web browser and navigate to the IP address of the SIP Column Loudspeaker (factory default is <http://192.168.1.101>), then press Enter.

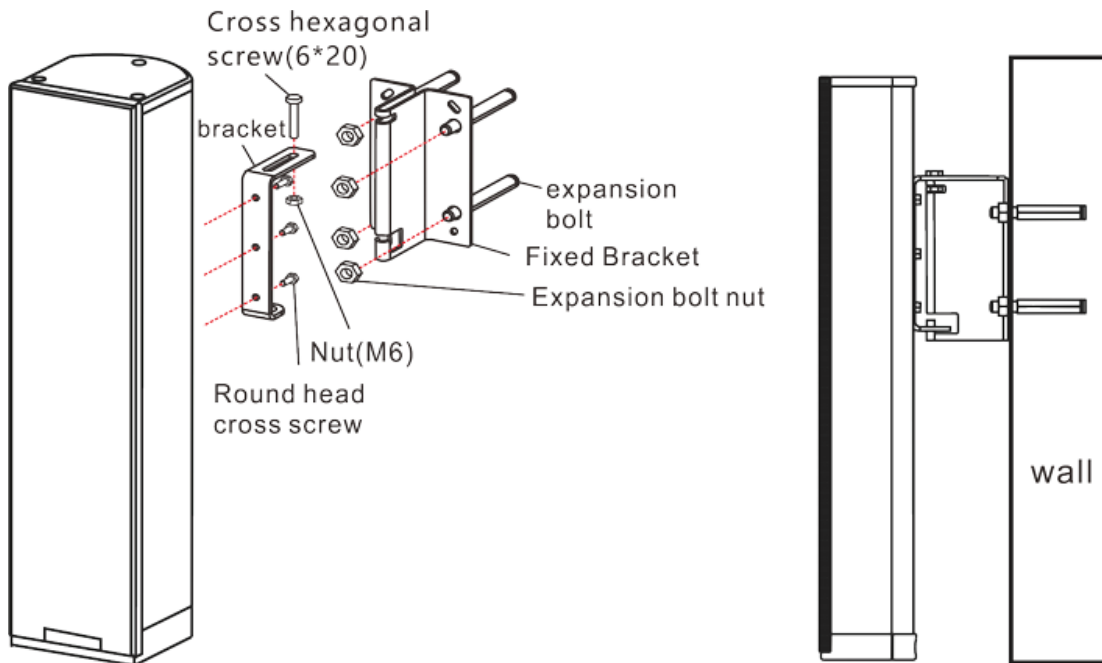
(2) Enter user name and password in the login window of the Web page (the default is : admin, password : admin).

(3) After pressing Enter, you will arrive in the configuration web page of the SIP Column Loudspeaker.

Installation Diagram (Unit: mm)

Remark: if more information required, please refer to the user manual.

Installation Diagram



Installation Description:

- (1) The speaker should be installed vertically and horizontal installation is forbidden. In addition, the end with tailed wire should be face down. Do not cover or block weep hole.
- (2) The speaker installation place should be concrete structure wall. When installing it, please make sure the wall should be firm enough. Do not install it on the not solid wall surface to avoid any drop down incidence.
- (3) Expansion bolt is not included. If user need it, kindly purchase it himself.

Specifications, Functional Unit and Parameters











Power	30W	40W
Power consumption	≤40W	≤50W
power	DC24V/2.7A	
Line Input Sensitivity	1VRms	
Network interface	RJ45 (10/100Mbps)	
Line input interface	3.81-2P European detachable terminal	
Audio sampling & bit rate	8kHz~44.1kHz, 16bit	
Frequency response	50Hz-20kHz	
SNR	≥85dB (A Weighted)	
Audio coding	MP2/MP3/PCM/ADPCM	
Total harmonic distortion	≤1% @1kHz	
Protection Rate	IP66	

Support network communication protocol	TCP/IP、SIP、UDP、ARP、ICMP、IGMP	
Operating Temperature	-20℃~60℃	
Operating humidity	10%-90% (non condensing)	
Dimension	83.2x88.1x450mm	83.2x88.1x600mm

Fault Exclude

Phenomenon	Reason and Fault Exclude
Terminal can not login to the server?	<ol style="list-style-type: none"> 1. Check the server software and main control computer is normally open or not. It must close all the firewall before open the service software, (including the systemic firewall and other antivirus software). 2. Check the network connection is normally working or not. 3. Check the terminal IP setting. Checking the terminal ID No., server IP, local IP and gateway IP these parameters is correct or not.
No sound when Receiving broadcast	<ol style="list-style-type: none"> 1. Check whether the device is online or not 2. Check whether device sound volume in server and in web page to be 0, if yes, please increase it.

Packing List

				
Detachable terminal 2 pcs (3.81-2P)	Silica gel coil 1pcs (SPS1-14)	Nut 1pcs (M6)	The cross-hexagonal screw 1pcs (M6*20)	Waterproof tail circuit interface 1 Set
				
Power adapter 1pcs (DC24V/2.7A)	Fixed Bracket 1pcs	Plastic coil 1pcs	Mounting bracket 1pcs	Installation manual 1pcs