

DH-SD6C3425GB-HNR

4MP 25x IR WizSense Network PTZ Camera



Wiz Sense

Launched by Dahua Technology, WizSense is a series of AI products and solutions that adopt independent AI chip and deep learning algorithm. It focuses on human and vehicle with high accuracy, enabling users to fast act on defined targets. Based on Dahua's advanced technologies, WizSense provides intelligent, simple and inclusive products and solutions.

System Overview

With its powerful optical zoom, and accurate pan and tilt capabilities, the PTZ camera provides an all-in-one solution for long distance video surveillance of outdoor scenes. Together with infrared illumination and Starlight Technology, the camera is a great solution for dark, low light conditions. The series combines a day and night mechanical IR cut filter to produce high quality images in variable lighting conditions during the day.

Functions

Starlight Technology

With advanced image processing technology and optical technology, Dahua Starlight technology can provide clear colorful video in the environment of low illuminance. It widely applies to various environments of low illuminance.

PFA Technology

PFA technology has introduced new methods of judgment that ensure the accuracy and predictability of the direction of subject distance adjustment. The result is a set of advanced focusing algorithms that ensure image clarity when zooming and that shorten focus time. This makes the camera highly advanced in its functions, substantially improving the quality of your experience.

Auto-tracking

This feature controls the pan/tilt/zoom actions of the camera to automatically track an object in motion and to keep it in the scene. The tracking action can be triggered manually or automatically by defined rules. Once a rule is triggered, the camera can zoom in and track the defined target automatically.

- 1/2.8" 4Megapixel STARVIS™ CMOS.
- 25x optical zoom.
- Starlight technology.
- Max. 25/30fps@4M.
- IR distance up to 200 m.
- Auto-tracking 3.0.
- Perimeter protection.
- Face detection.
- SMD 4.0.
- Quick Pick.
- IP66.
- PoE (802.3at).



SMD 4.0

Dahua Smart Motion Detection technology works with intelligent algorithms to classify targets that trigger motion detection alarms. It filters out objects that are not targets, such as small and large animals, to avoid triggering false alarms. With an AI NVR, Quick Pick technology becomes available, allowing you to easily search for and pick out human and vehicle targets from SMD event videos, prioritizing the highest matches.

Wide Dynamic Range

The camera produces vivid images, even in high-contrast lighting conditions, by using industry-leading wide dynamic range (WDR) technology. For scenes that quickly alternate between bright and low lighting, WDR adjusts to fully capture both the bright and dark areas of a scene, producing superior quality videos.

Perimeter Protection

Automatically filters out false alarms caused by animals, rustling leaves, bright lights, and more, and uses secondary recognition during target detection to improve alarm accuracy.

Protection (IP66, TVS 6000 V)

IP66, TVS 6000 V lightning proof, surge protection, and voltage transient protection.

Technical Specification

Camera

Image Sensor	1/2.8" CMOS
Pixel	4 MP
Max. Resolution	2560 (H) × 1440 (V)
ROM	4 GB
RAM	1 GB
Electronic Shutter Speed	1/1 s–1/30,000 s
Scanning System	Progressive
Min. Illumination	Color: 0.005 lux@F1.6 B/W: 0.0005 lux@F1.6 0 lux (IR light on)
Illumination Distance	200 m (656.16 ft) (IR)
Illuminator On/Off Control	Zoom Prio; Manual; Smart IR; Off
Illuminator Number	6 (IR)

Lens

Focal Length	4.8 mm–120 mm			
Max. Aperture	F1.6-3.6			
Field of View	H: 51.9°–3.0°; V: 39.7°–2.2°; D: 63.1°–3.7°			
Optical Zoom	25×			
Focus Control	Auto; semi-auto; manual			
Close Focus Distance	0.5 m–5 m (1.64 ft–16.40 ft)			
Iris Control	Auto; manual			
DORI Distance	Detect	Observe	Recognize	Identify
	2,500 m (8202.10 ft)	987.5 m (3239.83 ft)	500 m (1640.42 ft)	250 m (820.21 ft)

PTZ

Pan/Tilt Range	Pan: 0° to 360° endless Tilt: –20° to +90°, auto flip 180°
Manual Control Speed	Pan: 0°/s–240°/s Tilt: 0°/s–120°/s
Preset Speed	Pan: 240°/s Tilt: 120°/s
Preset	300
Tour	8 (up to 32 presets per tour)
Pattern	5
Scan	5
Power-off Memory	Yes
Idle Motion	Preset; Pattern; Tour; Scan

Intelligence

IVS (Perimeter Protection)	Tripwire; intrusion; crossing fence detection; loitering detection; abandoned/missing object; fast moving; parking detection; people gathering; vehicle/human alarm classification; linkage tracking
----------------------------	--

Face Detection	Supports face detection, optimization, tracking, capturing pictures, uploading high-quality face snapshots, and face enhancement; Supports attributes extraction. 6 attributes and 8 expressions: Gender, age, glasses, expressions (angry, sad, hate, scary, surprise, calm, happy and confused), mask, mustache; Supports face cutout: Face, one-inch photo. Capturing strategies include real-time capturing, optimization, and quality first.
Auto Tracking	Yes
SMD	Yes
Quick Pick	Yes

Video

Video Compression	Smart H.265+; H.265; Smart H.264+; H.264; H.264B; H.264H; MJPEG (Sub Stream)
Streaming Capability	3 streams
Resolution	4M (2560 × 1440); 3M (2048 × 1536); 3M (2304 × 1296); 1080p (1920 × 1080); 720p (1280 × 720); D1 (704 × 576/704 × 480); VGA (640 × 480); CIF (352 × 288/352 × 240)
Video Frame Rate	Main stream: 4M/3M/1080p/1.3M/720p @ (1–25/30 fps) Sub stream 1: D1/VGA/CIF @ (1–25/30 fps) Sub stream 2: 1080p/1.3M/720p @ (1–25/30 fps)
Bit Rate Control	CBR/VBR
Video Bit Rate	H.264: 96 kbps–14848 kbps H.265: 38 kbps–8960 kbps
Day/Night	Auto (ICR)/Color/B/W
BLC	Yes
WDR	Yes
HLC	Yes
White Balance	Auto; indoor; outdoor; ATW; manual; sodium lamp; natural light; street lamp
Gain Control	Auto; manual
Noise Reduction	2D NR; 3D NR
Motion Detection	Yes
Region of Interest (RoI)	Yes
Image Stabilization	Electronic (EIS)
Defog	Electronic
Digital Zoom	16×
Image Rotation	180°
Privacy Masking	Up to 24 areas can be set, with up to 8 areas in the same view
S/N Ratio	≥ 55 dB

Audio

Audio Compression	PCM; G.711a; G.711Mu; G.726; MPEG2-Layer2; G722.1; G729; G723
-------------------	---

Network

Network Port	RJ-45 (10/100 Base-T)
Network Protocol	HTTP; HTTPS; TCP/IP; IPv4; RTSP; UDP; SMTP; NTP; DHCP; DNS; DDNS; IPv6; 802.1x; SSL; Qos; FTP; UPnP; iCMP; SNMP; IGMP; ARP; RTCP; RTP; PPPoE; RTMP; Bonjour; NFS

Interoperability	ONVIF (Profile S&G&T); CGI; SDK
Streaming Method	Unicast/Multicast
User/Host	20 (total bandwidth: 64 M)
Storage	Micro SD card (512 GB); FTP/SFTP; NAS
Browser	IE 9 and later versions Chrome 41 and later versions Firefox 50 and later versions iOS 10 and later versions
Management Software	DSS;DMSS
Mobile Client	iOS; Android

Certifications

Certifications	CE-EMC: EN 55032; EN 61000-3-3; EN 61000-3-2; EN 50130-4; EN 55035 CE-LVD: EN 62368-1 FCC: 47 CFR FCC Part15, Subpart B, NSI C63.4
----------------	--

Port

Audio Input	1 channel
Audio Output	1 channel
Alarm Linkage	Capture; recording; send email; preset; tour; pattern; alarm digital input
Alarm Event	Motion/Tampering detection; audio detection; network disconnection detection; IP conflict detection; memory card state detection; memory space detection
Alarm I/O	2/1
Audio I/O	1/1

Power

Power Supply	24 VDC/2.5 A ± 25% (Included) PoE+ (802.3at)
Power Consumption	Basic: 13 W Max.: 21 W (illuminator + intelligent functions + PTZ)

Environment

Operating Temperature	-40 °C to +70 °C (-40 °F to +158 °F)
Operating Humidity	≤95%
Protection	IP66, TVS 6000 V lightning proof; surge protection; voltage transient protection

Structure

Product Dimensions	325.3 mm × Φ202.0 mm (12.81" × Φ7.95")
Net Weight	4.6 kg (10.14 lb)
Gross Weight	7.0 kg (15.43 lb)

Ordering Information

Type	Model	Description
4MP WizSense PTZ Camera	DH-SD6C3425GB-HNR	4MP 25x IR WizSense Network PTZ Camera
	SD6C3425GB-HNR	4MP 25x IR WizSense Network PTZ Camera
Accessories	PFB305W	Wall Mount Bracket
	DC 24 V/2.5 A	Power Adapter
	PFA111	Mount Adapter
	PFB301C	Ceiling Mount Bracket
	PFB300C	Ceiling Mount Bracket
	PFA126	Water-proof Power Box
	PFA150	Pole Mount Bracket
	PFA151	Corner Mount Bracket
	PFB301S-E	Plane Mount Bracket
	PFB303S	Parapet Mount Bracket


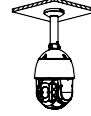

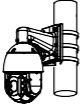
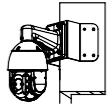
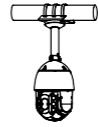
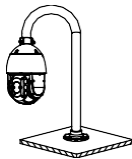
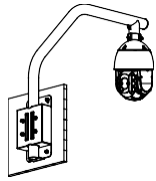
Accessories

Included:



Optional:



<p>Wall Mount</p> <p>PEB307W+PEA150</p> 	<p>Ceiling Mount</p> <p>PEA111+PEB300</p> 	<p>Ceiling Mount</p> <p>PEA111+PEB300</p> 
<p>Pole Mount (Vertical)</p> <p>PEB307W+PEA150</p> 	<p>Corner Mount</p> <p>PEB307W+PEA151</p> 	<p>Pole Mount (Horizontal)</p> <p>PEA111+PEB300+PEA150</p> 
<p>Plane Mount</p> <p>PEB307E-E</p> 	<p>Parapet Mount</p> <p>PEA111+PEB303E</p> 	

Dimensions (mm[inch])

